

Yapı ve Kredi Bankası A.Ş.

Publicly announced unconsolidated financial statements and related disclosures at June 30, 2014 together with independent auditor's review report

(Convenience translation of publicly announced unconsolidated financial statements and independent auditor's review report originally issued in Turkish, See Note I. of Section three)



Building a better
working world

Güney Bağımsız Denetim ve
SMMM AŞ
Büyükdere Cad.
Beytem Plaza No:20
K:9-10, 34381 - Şişli
İstanbul - Turkey

Tel: +90 212 315 30 00
Fax: +90 212 230 82 91
ey.com

Ticaret Sicil No : 479920
Mersis No : 0-4350-3032-6000017

(Convenience translation of the independent auditor's review report originally issued in Turkish, See Note I. of Section three)

To the Board of Directors of Yapı ve Kredi Bankası A.Ş.

We have reviewed the accompanying unconsolidated balance sheet of Yapı ve Kredi Bankası A.Ş. ("the Bank") at June 30, 2014 and the related unconsolidated income statement, unconsolidated statement of income and expense items accounted under shareholders' equity, unconsolidated statement of cash flows and unconsolidated statement of changes in shareholders' equity for the period then ended. These financial statements are the responsibility of the Bank's management. Our responsibility as independent auditors is to issue a report on these financial statements based on our review.

We conducted our review in accordance with the regulations on account and booking system and accounting and independent audit principles set out as per the Banking Act No. 5411. Those principles require that we plan and perform the review to obtain moderate assurance as to whether the financial statements are free of material misstatement. A review is limited primarily to applying analytical procedures to financial data and making inquiries of the Bank's management, and thus provides less assurance than an audit. We have not performed an audit and, accordingly, we do not express an audit opinion.

Based on our review, nothing has come to our attention that causes us to believe that the accompanying unconsolidated financial statements do not give a true and fair view of the financial position of Yapı ve Kredi Bankası A.Ş. at June 30, 2014 and of the results of its operations and its cash flows for the period then ended in accordance with accounting principles and standards set out by regulations in conformity with Article 37 of the Banking Act No. 5411 and other regulations, interpretations and circulars published by the Banking Regulation and Supervision Agency on accounting and financial reporting principles.

Additional paragraph for convenience translation:

As explained in detail in Note I. of Section Three, the effects of differences between accounting principles and standards set out by regulations in conformity with Article 37 of the Banking Act No. 5411, accounting principles generally accepted in countries in which the accompanying unconsolidated financial statements are to be distributed and International Financial Reporting Standards ("IFRS") have not been quantified in the accompanying unconsolidated financial statements. Accordingly, the accompanying unconsolidated financial statements are not intended to present the financial position, results of operations and changes in financial position and cash flows in accordance with the accounting principles generally accepted in such countries and IFRS.

Güney Bağımsız Denetim ve Serbest Muhasebeci Mali Müşavirlik Anonim Şirketi
A member firm of Ernst & Young Global Limited

Ethem Kutucular
Partner, SMMM

İstanbul, July 24, 2014

**Convenience translation of publicly announced unconsolidated interim financial statements
and review report originally issued in Turkish, See Note I. of Section three**


**The unconsolidated interim financial report of
Yapı ve Kredi Bankası A.Ş. as of June 30, 2014**

E-Mail: financialreports@yapikredi.com.tr


The unconsolidated financial report for the six months which is prepared in accordance with the "Communiqué Related to Publicly Announced Financial Statements of Banks and Explanations and Notes Related to these Financial Statements" as regulated by the Banking Regulation and Supervision Agency includes the following sections.

- **Section one** - General information about the Bank
- **Section two** - Unconsolidated financial statements of the Bank
- **Section three** - Explanations on accounting policies applied in the related period
- **Section four** - Information related to financial position of the Bank
- **Section five** - Explanations and notes related to unconsolidated financial statements
- **Section six** - Independent auditor's review report

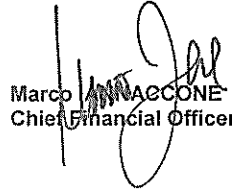
The accompanying unconsolidated financial statements for the six months and notes to these financial statements which are expressed, (unless otherwise stated) in **thousands of Turkish Lira**, have been presented based on the accounting books of the Bank prepared in accordance with the Regulation on the Principles and Procedures Regarding Banks' Accounting Applications and Safeguarding of Documents, Turkish Accounting Standards, Turkish Financial Reporting Standards and related appendices and interpretations of these, and have been reviewed.



Mustafa V. KOÇ
Chairman of the
Board of Directors




H. Faik AÇIKALIN
Chief Executive Officer



Marco MACCONE
Chief Financial Officer




B. Seda KIZLER
Head of Financial
Reporting and Accounting




Gianni E.G. PAPA
Chairman of Audit Committee




Francesco GIORDANO
Member of Audit Committee



F. Füsun Akkal BOZOK
Member of Audit Committee



Benedetta NAVARRA
Member of Audit Committee



Adil G. ÖZTORRAK
Member of Audit Committee

Contact information of the personnel in charge of the addressing of questions about this financial report:

Name-Surname / Title : Aysel Taktak / Regulatory Reporting Manager
Telephone Number : 0212 339 63 29 / 0212 339 78 20
Fax Number : 0212 339 61 05

Section one

General information

I.	History of the Bank including its incorporation date, initial legal status and amendments to legal status, if any	1
II.	Explanation about the Bank's capital structure, shareholders holding directly or indirectly, collectively or individually, the management and controlling power and changes in current year, if any and explanations on the controlling group of the Bank	1
III.	Explanations regarding the board of directors, members of the audit committee, chief executive officer and executive vice presidents and their areas of responsibility and shares if any	1
IV.	Information on the individual and corporate shareholders having control shares of the Bank	3
V.	Summary information on the Bank's activities and service types	3
VI.	Differences between the communiqué on preparation of consolidated financial statements of Banks and Turkish Accounting Standards and short explanation about the entities subject to full consolidation or proportional consolidation and entities which are deducted from equity or entities which are not included in these three methods	3
VII.	The existing or potential, actual or legal obstacles on the immediate transfer of shareholder's equity between the Bank and its subsidiaries or reimbursement of liabilities	3

Section two

Unconsolidated financial statements

I.	Balance sheet (Statement of Financial Position)	4
II.	Off-balance sheet commitments	6
III.	Income statements	7
IV.	Statement of income and expense items accounted under shareholders' equity	9
V.	Statement of changes in shareholders' equity	10
VI.	Statement of cash flows	12

Section three

Accounting policies

I.	Explanations on basis of presentation	13
II.	Explanations on strategy of using financial instruments and foreign currency transactions	14
III.	Explanations on investments in associates, subsidiaries and joint ventures	14
IV.	Explanations on forward and option contracts and derivative instruments	15
V.	Explanations on interest income and expense	16
VI.	Explanations on fee and commission income and expense	17
VII.	Explanations on financial assets	17
VIII.	Explanations on impairment of financial assets	19
IX.	Explanations on offsetting financial assets	19
X.	Explanations on sales and repurchase agreements and securities lending transactions	19
XI.	Information on assets held for resale and related to discontinued operations and explanations on liabilities related with these assets	20
XII.	Explanations on goodwill and other intangible assets	20
XIII.	Explanations on property and equipment	21
XIV.	Explanations on leasing transactions	22
XV.	Explanations on provisions, contingent asset and liabilities	22
XVI.	Explanations on obligations related to employee rights	23
XVII.	Explanations on taxation	24
XVIII.	Explanations on borrowings	26
XIX.	Explanations on issuance of share certificates	26
XX.	Explanations on avalized drafts and acceptances	26
XXI.	Explanations on government grants	26
XXII.	Profit reserves and profit distribution	26
XXIII.	Earnings per share	26
XXIV.	Related parties	27
XXV.	Explanations on operating segments	27
XXVI.	Explanations on other matters	27

Section four

Financial Position and Risk Management

I.	Explanations on capital adequacy ratio	28
II.	Explanations on credit risk	35
III.	Explanations on market risk	35
IV.	Explanations on operational risk	36
V.	Explanations on currency risk	36
VI.	Explanations on interest rate risk	38
VII.	Explanation on share certificates position risk from banking book	41
VIII.	Explanations on liquidity risk	42
IX.	Explanations on securitization exposures	43
X.	Explanations on treatments of credit risk mitigation	43
XI.	Explanation on risk management objectives and policies	45
XII.	Explanations on the presentation of financial assets and liabilities at fair values	45
XIII.	Explanations on hedge accounting	45
XIV.	Explanations on the activities carried out on behalf of others and fiduciary transactions	48
XV.	Explanations on operating segments	48

Section five

Explanations and notes related to unconsolidated financial statements

I.	Explanations and notes related to assets	50
II.	Explanations and notes related to liabilities	63
III.	Explanations and notes related to off-balance sheet accounts	70
IV.	Explanations and notes related to income statement	72
V.	Explanations and notes related to statement of changes in shareholders' equity	76
VI.	Explanations and notes related to statement of cash flows	76
VII.	Explanations and notes related to the Bank's risk group	76
VIII.	Explanations and notes related to the domestic, foreign, off-shore branches or associates and foreign representatives of the Bank	76
IX.	Explanations and notes related to subsequent events	76

Section six

Independent auditor's review report

I.	Independent auditor's review report	78
II.	Explanations and notes prepared by independent auditor	78

Yapı ve Kredi Bankası A.Ş.

Notes to unconsolidated financial statements as of June 30, 2014

(Unless otherwise stated amounts are expressed in thousands of Turkish Lira ("TL"))

Section One

General Information

I. History of the Bank including its incorporation date, initial legal status and amendments to legal status, if any:

Yapı ve Kredi Bankası A.Ş. ("the Bank" or "Yapı Kredi"), was established and started operations on September 9, 1944 with the permission of the Council of Ministers No. 3/6710 as a private capital commercial bank authorised to perform all banking, economic, financial and commercial activities which are allowed by the laws of the Turkish Republic. The statute of the Bank has not changed since its incorporation.

II. Explanations about the Bank's capital structure, shareholders holding directly or indirectly, collectively or individually, the management and controlling power and changes in current year, if any and explanations on the controlling group of the Bank:

The Bank's publicly traded shares are traded on the Borsa İstanbul ("BIST") since 1987 and the representatives of these shares, Global Depository Receipts, are quoted at the London Stock Exchange. As of June 30, 2014, 18,20% of the shares of the Bank are publicly traded (December 31, 2013 - 18,20%). The remaining 81,80% is owned by Koç Finansal Hizmetler A.Ş. ("KFS"), a joint venture of UniCredit ("UCG") and Koç Group.

KFS was established on March 16, 2001 to combine Koç Group finance companies under one organization and it became the main shareholder of Koçbank in 2002. On October 22, 2002, Koç Group established a strategic partnership with UCG over KFS.

In 2005, the Bank's shares that were owned by Çukurova Group Companies and the Saving Deposits Insurance Fund ("SDIF") were purchased by Koçbank. In 2006, Koçbank purchased additional shares of the Bank from BIST and an investment fund and, during the same year, all rights, receivables, debts and liabilities of Koçbank were transferred to the Bank pursuant the merger of the two banks. As a result of the merger and the share transfer procedures in 2007 and of a capital increase by TL 920 million in 2008, KFS shares in the Bank increased to 81,80%.

III. Explanations regarding the board of directors, members of the audit committee, Chief Executive Officer and executive vice presidents, and their areas of responsibility and shares if any:

As of June 30, 2014, the Bank's Board of Directors, Members of the Audit Committee, General Manager and Assistant General Managers are as follows:

Board of Directors Members:

Name	Responsibility
Mustafa V. KOÇ	Chairman
Gianni F.G. PAPA	Vice Chairman
H. Faik AÇIKALIN	Chief Executive Officer
Carlo VIVALDI	Deputy General Manager
Adil Giray ÖZTOPRAK	Member
Ahmet Fadıl ASHABOĞLU	Member
Benedetta NAVARRA	Member
Francesco GIORDANO	Member
F. Füsün Akkal BOZOK	Member
Jürgen Dr. KULLNIGG	Member
Laura Stefania PENNA	Member
Osman Turgay DURAK	Member

(Convenience translation of publicly announced unconsolidated financial statements originally issued in Turkish, See Note I. of Section three)

Yapı ve Kredi Bankası A.Ş.

Notes to unconsolidated financial statements as of June 30, 2014 (continued)

(Unless otherwise stated amounts are expressed in thousands of Turkish Lira ("TL"))

General information (continued)

Audit Committee Members:

Name	Responsibility
Gianni F.G. PAPA	Chairman
Adil Giray ÖZTOPRAK	Member
Benedetta NAVARRA	Member
Francesco GIORDANO	Member
F. Füsün Akkal BOZOK	Member

General Manager and Deputy General Manager:

Name	Responsibility
H. Faik AÇIKALIN	Chief Executive Officer
Carlo VIVALDI	Deputy General Manager

Assistant General Managers:

Name	Responsibility
Akif Cahit ERDOĞAN	Information Technologies and Operation Management
Cemal Aybars SANAL	Legal Activities Management
Feza TAN	Corporate and Commercial Banking Management
Marco IANNACCONE	Financial Planning and Administration Management
Mehmet Erkan ÖZDEMİR	Compliance and Internal Control / Consumer Relations Coordination Officer
Mehmet Gökmen UÇAR	Retail Credits Management
Mehmet Murat ERMERT	Corporate Communication Management
Mert ÖNCÜ	Treasury Management
Mert YAZICIOĞLU	Private Banking and Asset Management
Nurgün EYÜBOĞLU	Corporate and Commercial Credit Management
Stefano PERAZZINI	Internal Audit / Chief Audit Executive
Süleyman Cihangir KAVUNCU	Human Resources and Organization Management
Wolfgang SCHILK	Risk Management
Yakup DOĞAN	Alternative Distribution Channels
Zeynep Nazan SOMER ÖZELGİN	Retail Banking Management

The shares of the above individuals in the Bank are insignificant.

(Convenience translation of publicly announced unconsolidated financial statements originally issued in Turkish, See Note I. of Section three)

Yapı ve Kredi Bankası A.Ş.

Notes to unconsolidated financial statements as of June 30, 2014 (continued)

(Unless otherwise stated amounts are expressed in thousands of Turkish Lira ("TL"))

General information (continued)

IV. Information on the individual and corporate shareholders having control shares of the Bank:

Name/Commercial title	Share amounts (nominal)	Share percentage	Paid-in capital (nominal)	Unpaid portion
Koç Finansal Hizmetler A.Ş.	3.555.712.396,07	%81,80	3.555.712.396,07	-

Koç Finansal Hizmetler A.Ş. is a joint venture of Koç Group, UniCredit Group and Temel Ticaret ve Yatırım A.Ş.

V. Summary information on the Bank's activities and service types:

The Bank's activities summarized in the section 3 of the articles of association are as follows.

The Bank's purpose and subject matter, in accordance with the Banking Law, regulations and existing laws, include;

- The execution of all banking activities
- The execution of all economic and financial activities which are allowed by the regulation
- The execution of the representation, attorney and agency activities related to the subjects written above
- The purchase and sale of share certificates, bonds and all the capital market instruments, in accordance with Capital Market Law and regulations

In case of necessity for performing activities which are useful and required but that are not specified in the articles of association, a Board of Directors' proposal is to be presented to the General Assembly. With the approval of the General Assembly the proposal becomes applicable, subject to the approvals required by law.

As of June 30, 2014, the Bank has 967 branches operating in Turkey and 1 branch overseas (December 31, 2013 - 948 branches operating in Turkey, 1 branch in overseas). As of June 30, 2014, the Bank has 17.721 employees (December 31, 2013 – 15.683 employees).

The accompanying unconsolidated financial statements and notes to these financial statements are expressed in thousands of Turkish Lira (TL), unless otherwise stated.

VI. Differences between the communiqué on preparation of consolidated financial statements of Banks and Turkish Accounting Standards and short explanation about the entities subject to full consolidation or proportional consolidation and entities which are deducted from equity or entities which are not included in these three methods:

According to Communiqué of the Preparation Consolidated Financial Statements and Turkish Accounting Standards, Banque de Commerce et de Placements SA, one of the associates of the Bank, and Yapı Kredi Koray Gayrimenkul Yatırım Ortaklığı, an entity under common control, are consolidated through "Equity Method" in the consolidated financial statements of the Group. Allianz Yaşam ve Emeklilik A.Ş., on which the Bank has indirect participation, is also consolidated through "Equity Method" in the consolidated financial statements of the Group. These entities are taken into account as a deduction item in shareholders' equity for the purpose of calculation of capital adequacy ratio.

Yapı Kredi Kültür Sanat Yayıncılık Tic. ve San. A.Ş., and Enternasyonal Turizm Yatırım A.Ş., which are subsidiaries of the Bank, are not consolidated into the Bank's consolidated financial statements in accordance with Communiqué of Preparation of Consolidated Financial Statements since these entities are not financial institutions. Kredi Kayıt Bürosu and Bankalararası Kart Merkezi, which are associates of the Bank, are not consolidated but carried at cost since these entities are not controlled and there is no significant influence by the Bank.

All other subsidiaries are fully consolidated.

VII. The existing or potential, actual or legal obstacles on the immediate transfer of shareholder's equity between the Bank and its subsidiaries or reimbursement of liabilities: None

(Convenience translation of publicly announced unconsolidated financial statements originally issued in Turkish, See note I. of Section three)

Yapı ve Kredi Bankası A.Ş.

Unconsolidated financial statements as of June 30, 2014 and December 31, 2013

(Unless otherwise stated amounts are expressed in thousands of Turkish Lira ("TL"))

Section two

Unconsolidated financial statements

I. Balance sheet (Statement of Financial Position)

Assets	Note (Section Five)	Current Period (30/06/2014)			Prior Period (31/12/2013)		
		TL	FC	Total	TL	FC	Total
I. Cash and balances with Central Bank	I-a	2.513.970	17.033.629	19.547.599	1.330.472	17.446.710	18.777.182
II. Financial assets at fair value through profit or (loss) (net)	I-b	582.662	111.573	694.235	1.535.234	130.008	1.665.242
2.1 Trading financial assets		582.662	111.573	694.235	1.535.234	130.008	1.665.242
2.1.1 Government debt securities		31.656	12.665	44.321	11.000	24.519	35.519
2.1.2 Share certificates		-	-	-	-	-	-
2.1.3 Derivative financial assets held for trading	I-c	551.006	98.908	649.914	1.524.234	104.294	1.628.528
2.1.4 Other marketable securities		-	-	-	-	1.195	1.195
2.2 Financial assets designated at fair value through profit/(loss)		-	-	-	-	-	-
2.2.1 Government debt securities		-	-	-	-	-	-
2.2.2 Share certificates		-	-	-	-	-	-
2.2.3 Loans		-	-	-	-	-	-
2.2.4 Other marketable securities		-	-	-	-	-	-
III. Banks	I-ç	107.540	1.913.004	2.020.544	506.372	2.495.274	3.001.646
IV. Money markets		2.560.210	-	2.560.210	2.651.375	48.453	2.899.828
4.1 interbank money market placements		-	-	-	-	-	-
4.2 Receivables from Istanbul Stock Exchange Money Market		1.150.824	-	1.150.824	1.701.131	48.453	1.749.584
4.3 Receivables from reverse repurchase agreements		1.409.386	-	1.409.386	1.150.244	-	1.150.244
V. Financial assets available-for-sale (net)	I-d,e	11.712.739	3.234.861	14.947.600	9.254.920	3.856.941	13.111.861
5.1 Share certificates		5.763	226	5.989	5.760	229	5.989
5.2 Government debt securities		10.229.270	2.459.479	12.688.749	7.853.497	3.383.608	11.237.105
5.3 Other marketable securities		1.477.706	775.156	2.252.862	1.395.663	473.104	1.868.767
VI. Loans and receivables	I-f	72.724.910	32.947.402	105.672.312	65.761.979	30.276.751	96.038.730
6.1 Loans and receivables		71.841.682	32.744.843	104.586.525	64.824.545	30.066.698	94.891.243
6.1.1 Loans to bank's risk group		1.079.012	340.080	1.419.092	615.998	284.051	900.049
6.1.2 Government debt securities		-	-	-	-	-	-
6.1.3 Other		70.762.670	32.404.763	103.167.433	64.208.547	29.782.647	93.991.194
6.2 Loans under follow-up		3.338.685	525.835	3.864.521	3.056.127	501.476	3.557.603
6.3 Specific provisions (-)		(2.455.458)	(323.276)	(2.778.734)	(2.118.693)	(291.423)	(2.410.116)
VII. Factoring receivables		-	-	-	-	-	-
VIII. Held-to-maturity investments (net)	I-g	2.537.910	2.893.580	5.431.490	3.526.884	2.927.024	6.453.908
8.1 Government debt securities		2.537.910	2.893.580	5.431.490	3.526.884	2.927.024	6.453.908
8.2 Other marketable securities		-	-	-	-	-	-
IX. Investments in associates (net)	I-ğ	4.503	43.404	47.907	4.503	43.404	47.907
9.1 Consolidated based on equity method		-	-	-	-	-	-
9.2 Unconsolidated		4.503	43.404	47.907	4.503	43.404	47.907
9.2.1 Investments in financial associates		-	43.404	43.404	-	43.404	43.404
9.2.2 Investments in non-financial associates		4.503	-	4.503	4.503	-	4.503
X. Subsidiaries (net)	I-h	1.561.817	616.641	2.178.458	1.825.790	539.977	2.365.767
10.1 Unconsolidated financial subsidiaries		1.559.517	616.641	2.176.158	1.823.490	539.977	2.363.467
10.2 Unconsolidated non-financial subsidiaries		2.300	-	2.300	2.300	-	2.300
XI. Joint ventures (net)	I-ı	19.623	-	19.623	19.623	-	19.623
11.1 Accounted based on equity method		-	-	-	-	-	-
11.2 Unconsolidated		19.623	-	19.623	19.623	-	19.623
11.2.1 Financial joint ventures		19.623	-	19.623	19.623	-	19.623
11.2.2 Non-financial joint ventures		-	-	-	-	-	-
XII. Lease receivables	I-i	-	-	-	-	-	-
12.1 Financial lease receivables		-	-	-	-	-	-
12.2 Operating lease receivables		-	-	-	-	-	-
12.3 Other		-	-	-	-	-	-
12.4 Unearned income (-)		-	-	-	-	-	-
XIII. Derivative financial assets held for hedging	I-j	358.797	681	359.478	462.819	4.808	467.627
13.1 Fair value hedge		139.724	-	139.724	307.375	-	307.375
13.2 Cash flow hedge		219.073	681	219.754	155.444	4.808	160.252
13.3 Foreign net investment hedge		-	-	-	-	-	-
XIV. Property and equipment (net)	I-k	929.798	-	929.798	934.355	-	934.355
XV. Intangible assets (net)	I-l	1.376.077	-	1.376.077	1.376.092	-	1,376.092
15.1 Goodwill		979.493	-	979.493	979.493	-	979.493
15.2 Other		396.584	-	396.584	396.599	-	396.599
XVI. Investment property (net)	I-m	-	-	-	-	-	-
XVII. Tax asset		195.076	-	195.076	25.032	-	25.032
17.1 Current tax asset		-	-	-	7.407	-	7.407
17.2 Deferred tax asset	I-n	195.076	-	195.076	17.625	-	17.625
XVIII. Assets held for resale and related to discontinued operations (net)	I-o	151.677	-	151.677	151.396	-	151.396
18.1 Held for sale purposes		151.677	-	151.677	151.396	-	151.396
18.2 Related to discontinued operations		-	-	-	-	-	-
XIX. Other assets	I-ö	1.467.063	677.337	2.144.400	943.597	601.519	1.545.116
Total assets		98.804.372	59.472.112	158.276.484	90.510.443	58.370.869	148.881.312

The accompanying explanations and notes form an integral part of these financial statements.

Yapı ve Kredi Bankası A.Ş.
Büyükdere Cad. Beşiktaş/İstanbul No: 30
Kat: 11. S. Tic. Sic. No: 279920
Tic. Sic. No: 279920
Mersis No: 08435030326000017

(Convenience translation of publicly announced unconsolidated financial statements originally issued in Turkish, See note I. of Section three)

Yapı ve Kredi Bankası A.Ş.

Unconsolidated financial statements as of June 30, 2014 and December 31, 2013

(Unless otherwise stated amounts are expressed in thousands of Turkish Lira ("TL"))

I. Balance sheet (Statement of Financial Position)

Liabilities	Note (Section Five)	Current Period (30/06/2014)			Prior Period (31/12/2013)		
		TL	FC	Total	TL	FC	Total
I. Deposits	II-a	52.664.237	41.022.415	93.686.652	44.303.269	42.004.358	86.307.627
1.1 Deposits of the Bank's risk group		6.408.989	6.101.522	12.510.511	4.005.367	8.432.153	12.437.520
1.2 Other		46.255.248	34.920.893	81.176.141	40.297.902	33.572.205	73.870.107
II. Derivative financial liabilities held for trading	II-b	542.940	80.606	623.546	755.244	88.312	843.556
III. Funds borrowed	II-c	873.373	15.359.855	16.233.228	1.087.491	15.340.417	16.427.908
IV. Money markets		212.855	1.027.397	1.240.252	249.162	3.143.784	3.392.946
4.1 Funds from interbank money market		-	-	-	-	-	-
4.2 Funds from Istanbul Stock Exchange Money Market		-	-	-	-	-	-
4.3 Funds provided under repurchase agreements		212.855	1.027.397	1.240.252	249.162	3.143.784	3.392.946
V. Marketable securities issued (net)	II-ç	2.858.859	4.981.287	7.840.146	1.659.777	4.186.983	5.846.760
5.1 Bills		2.276.306	1.285.799	3.562.105	1.165.920	827.050	1.992.970
5.2 Asset backed securities		-	-	-	-	-	-
5.3 Bonds		582.553	3.695.488	4.278.041	493.857	3.359.933	3.853.790
VI. Funds		-	-	-	-	-	-
6.1 Borrower funds		-	-	-	-	-	-
6.2 Other		-	-	-	-	-	-
VII. Miscellaneous payables		6.113.126	837.700	6.950.826	5.457.238	1.399.101	6.856.339
VIII. Other liabilities	II-d	2.022.308	1.263.455	3.285.763	1.145.831	722.667	1.868.498
IX. Factoring payables		-	-	-	-	-	-
X. Lease payables (net)	II-e	119	-	119	288	477	765
10.1 Financial lease payables		125	2	127	310	486	796
10.2 Operational lease payables		-	-	-	-	-	-
10.3 Other		-	-	-	-	-	-
10.4 Deferred lease expenses (-)		(6)	(2)	(8)	(22)	(9)	(31)
XI. Derivative financial liabilities held for hedging	II-f	214.610	282.595	497.205	30.573	355.822	386.395
11.1 Fair value hedge		-	-	-	-	-	-
11.2 Cash flow hedge		214.610	282.595	497.205	30.573	355.822	386.395
11.3 Foreign net investment hedge		-	-	-	-	-	-
XII. Provisions	II-g	2.416.554	576.372	2.992.926	2.435.870	536.807	2.972.677
12.1 General loan loss provision		1.075.180	527.357	1.602.537	982.335	488.336	1.470.671
12.2 Restructuring provisions		-	-	-	-	-	-
12.3 Reserve for employee rights		236.472	-	236.472	216.717	-	216.717
12.4 Insurance technical provisions (net)		-	-	-	-	-	-
12.5 Other provisions		1.104.902	49.015	1.153.917	1.236.818	48.471	1.285.289
XIII. Tax liability	II-ğ	522.334	-	522.334	187.911	-	187.911
13.1 Current tax liability		522.334	-	522.334	187.911	-	187.911
13.2 Deferred tax liability		-	-	-	-	-	-
XIV. Liabilities for property and equipment held for sale and related to discontinued operations (net)		-	-	-	-	-	-
14.1 Held for sale		-	-	-	-	-	-
14.2 Related to discontinued operations		-	-	-	-	-	-
XV. Subordinated loans	II-h	-	6.417.652	6.417.652	-	6.480.981	6.480.981
XVI. Shareholders' equity	II-i	17.785.785	200.050	17.985.835	17.335.719	(26.770)	17.308.949
16.1 Paid-in capital		4.347.051	-	4.347.051	4.347.051	-	4.347.051
16.2 Capital reserves		2.052.081	200.050	2.252.131	1.255.221	(26.770)	1.228.451
16.2.1 Share premium		543.881	-	543.881	543.881	-	543.881
16.2.2 Share cancellation profits		-	-	-	-	-	-
16.2.3 Marketable securities valuation differences		376.634	427.533	804.167	218.075	267.891	485.966
16.2.4 Property and equipment revaluation differences		13.070	-	13.070	-	-	-
16.2.5 Intangible assets revaluation differences		-	-	-	-	-	-
16.2.6 Revaluation differences of investment property		-	-	-	-	-	-
16.2.7 Bonus shares from investments in associates, subsidiaries and joint ventures		15.107	-	15.107	15.107	-	15.107
16.2.8 Hedging funds (effective portion)		(69.175)	(227.483)	(296.658)	179.544	(294.661)	(115.117)
16.2.9 Value increase in assets held for sale and related to discontinued operations		-	-	-	-	-	-
16.2.10 Other capital reserves		1.172.564	-	1.172.564	298.614	-	298.614
16.3 Profit reserves		10.471.497	-	10.471.497	8.530.472	-	8.530.472
16.3.1 Legal reserves		641.000	-	641.000	463.786	-	463.786
16.3.2 Status reserves		-	-	-	-	-	-
16.3.3 Extraordinary reserves		9.815.284	-	9.815.284	8.051.473	-	8.051.473
16.3.4 Other profit reserves		15.213	-	15.213	15.213	-	15.213
16.4 Income or (loss)		915.156	-	915.156	3.202.975	-	3.202.975
16.4.1 Prior years' income or (loss)		-	-	-	-	-	-
16.4.2 Current year income or (loss)		915.156	-	915.156	3.202.975	-	3.202.975
Total liabilities and shareholders' equity		86.227.100	72.049.384	158.276.484	74.648.373	74.232.939	148.881.312

The accompanying explanations and notes form an integral part of these financial statements.

(Convenience translation of publicly announced unconsolidated financial statements originally issued in Turkish, See Note I. of Section three)

Yapı ve Kredi Bankası A.Ş.

Unconsolidated financial statements as of June 30, 2014 and December 31, 2013 (Unless otherwise stated amounts are expressed in thousands of Turkish Lira ("TL"))

II. Off-balance sheet commitments

	Note (Section Five)	Current Period (30/06/2014)			Prior Period (31/12/2013)		
		TL	FC	Total	TL	FC	Total
A							
Off-balance sheet commitments (I+II+III)		124.003.104	135.610.550	259.613.654	102.762.440	122.829.471	225.591.911
I. Guarantees and warranties	III-a.2.3	14.616.146	28.104.897	42.721.043	12.899.958	24.693.477	37.592.435
1.1 Letters of guarantee		14.526.892	15.749.987	30.276.879	12.818.400	14.564.549	27.402.949
1.1.1 Guarantees subject to state tender law		466.086	685.159	1.151.245	482.038	657.448	1.139.486
1.1.2 Guarantees given for foreign trade operations		2.280.951	15.064.828	17.345.779	1.521.868	13.927.101	15.448.969
1.1.3 Other letters of guarantee		11.779.855	-	11.779.855	10.814.494	-	10.814.494
1.2 Bank acceptances		-	159.970	159.970	-	118.886	118.886
1.2.1 Import letter of acceptance		-	159.970	159.970	-	118.886	118.886
1.2.2 Other bank acceptances		-	-	-	-	-	-
1.3 Letters of credit		7.560	6.881.563	6.889.123	1.208	6.458.142	6.459.350
1.3.1 Documentary letters of credit		7.560	6.881.563	6.889.123	1.208	6.458.142	6.459.350
1.3.2 Other letters of credit		-	-	-	-	-	-
1.4 Prefinancing given as guarantee		-	-	-	-	-	-
1.5 Endorsements		-	-	-	-	-	-
1.5.1 Endorsements to the Central Bank of the Republic of Turkey		-	-	-	-	-	-
1.5.2 Other endorsements		-	-	-	-	-	-
1.6 Securities issue purchase guarantees		-	-	-	-	-	-
1.7 Factoring guarantees		-	-	-	-	-	-
1.8 Other guarantees		81.694	3.408.077	3.489.771	79.350	2.016.957	2.096.307
1.9 Other warranties		-	1.905.300	1.905.300	-	1.515.143	1.515.143
II. Commitments	III-a.1	45.656.184	11.635.124	57.291.308	37.495.938	7.552.103	45.048.041
2.1 Irrevocable commitments		45.656.184	11.635.124	57.291.308	37.495.938	7.552.103	45.048.041
2.1.1 Asset purchase and sale commitments		6.211.186	10.937.330	17.148.516	1.816.025	6.966.286	8.782.311
2.1.2 Deposit purchase and sales commitments		450	9	459	-	9	9
2.1.3 Share capital commitments to associates and subsidiaries		-	-	-	-	-	-
2.1.4 Loan granting commitments		6.417.369	664.420	7.081.789	5.864.104	510.050	6.394.154
2.1.5 Securities issue brokerage commitments		-	-	-	-	-	-
2.1.6 Commitments for reserve deposit requirements		-	-	-	-	-	-
2.1.7 Commitments for cheques		5.875.259	-	5.875.259	5.385.711	-	5.385.711
2.1.8 Tax and fund liabilities from export commitments		42.053	-	42.053	41.007	-	41.007
2.1.9 Commitments for credit card limits		24.054.810	-	24.054.810	21.610.762	-	21.610.762
2.1.10 Commitments for credit cards and banking services promotions		6.806	-	6.806	7.365	-	7.365
2.1.11 Receivables from short sale commitments of marketable securities		-	-	-	-	-	-
2.1.12 Payables for short sale commitments of marketable securities		-	-	-	-	-	-
2.1.13 Other irrevocable commitments		3.048.260	33.365	3.081.625	2.750.964	75.758	2.826.722
2.2 Revocable commitments		-	-	-	-	-	-
2.2.1 Revocable loan granting commitments		-	-	-	-	-	-
2.2.2 Other revocable commitments		-	-	-	-	-	-
III. Derivative financial instruments	III-b,c	63.730.774	95.870.529	159.601.303	52.367.544	90.583.891	142.951.435
3.1 Derivative financial instruments for hedging purposes		14.621.715	23.293.785	37.915.500	12.176.363	25.452.330	37.628.693
3.1.1 Transactions for fair value hedge		531.975	723.479	1.255.454	1.104.763	1.506.212	2.610.975
3.1.2 Transactions for cash flow hedge		14.089.740	22.570.306	36.660.046	11.071.500	23.946.118	35.017.718
3.1.3 Transactions for foreign net investment hedge		-	-	-	-	-	-
3.2 Trading transactions		49.109.059	72.576.744	121.685.803	40.191.181	65.131.561	105.322.742
3.2.1 Forward foreign currency buy/sell transactions		2.858.725	4.055.222	6.913.947	3.874.595	5.596.930	9.471.525
3.2.1.1 Forward foreign currency transactions-buy		1.261.447	2.162.588	3.424.035	1.101.765	3.679.900	4.781.665
3.2.1.2 Forward foreign currency transactions-sell		1.597.278	1.892.634	3.489.912	2.772.830	1.917.030	4.689.860
3.2.2 Swap transactions related to foreign currency and interest rates		37.725.939	57.888.986	95.614.925	28.989.040	46.974.699	75.963.739
3.2.2.1 Foreign currency swap-buy		15.014.438	27.310.519	42.324.957	21.579.789	21.617.962	33.197.751
3.2.2.2 Foreign currency swap-sell		22.711.501	19.398.649	42.110.150	17.409.251	15.044.967	32.454.218
3.2.2.3 Interest rate swap-buy		-	5.589.909	5.589.909	-	5.155.885	5.155.885
3.2.2.4 Interest rate swap-sell		-	5.589.909	5.589.909	-	5.155.885	5.155.885
3.2.3 Foreign currency, interest rate and securities options		7.666.395	10.294.400	17.960.795	6.469.546	12.184.618	18.654.164
3.2.3.1 Foreign currency options-buy		2.190.240	3.424.046	5.614.286	2.028.284	4.259.197	6.287.481
3.2.3.2 Foreign currency options-sell		2.965.276	2.722.170	5.673.446	3.064.188	3.206.369	6.270.557
3.2.3.3 Interest rate options-buy		1.010.000	2.074.092	3.084.092	70.800	2.359.526	2.430.326
3.2.3.4 Interest rate options-sell		1.010.000	2.074.092	3.084.092	70.800	2.359.526	2.430.326
3.2.3.5 Securities options-buy		359.766	-	359.766	820.104	-	820.104
3.2.3.6 Securities options-sell		145.113	-	145.113	415.370	-	415.370
3.2.4 Foreign currency futures		-	-	-	-	-	-
3.2.4.1 Foreign currency futures-buy		-	-	-	-	-	-
3.2.4.2 Foreign currency futures-sell		-	-	-	-	-	-
3.2.5 Interest rate futures		-	-	-	-	-	-
3.2.5.1 Interest rate futures-buy		-	-	-	-	-	-
3.2.5.2 Interest rate futures-sell		-	-	-	-	-	-
3.2.6 Other		858.000	338.136	1.196.136	858.000	375.314	1.233.314
B. Custody and pledges received (IV+V+VI)		147.139.507	34.936.554	182.076.061	132.274.872	33.461.678	165.736.550
IV. Items held in custody		57.138.502	5.911.554	63.050.056	54.881.691	5.616.895	60.498.586
4.1 Customer fund and portfolio balances		-	-	-	-	12	12
4.2 Investment securities held in custody		42.408.071	5.052.281	47.460.352	42.507.367	4.918.699	47.426.066
4.3 Checks received for collection		12.126.875	153.353	12.280.228	9.754.090	136.315	9.890.405
4.4 Commercial notes received for collection		2.595.781	675.816	3.271.597	2.612.459	531.332	3.143.791
4.5 Other assets received for collection		-	30.104	30.104	-	30.537	30.537
4.6 Assets received for public offering		-	-	-	-	-	-
4.7 Other items under custody		7.775	-	7.775	7.775	-	7.775
4.8 Custodians		-	-	-	-	-	-
V. Pledges received		68.663.476	28.321.797	116.985.273	76.079.903	27.120.977	103.200.880
5.1 Marketable securities		200.649	236	200.885	204.621	237	204.758
5.2 Guarantee notes		899.241	218.612	1.117.853	681.445	433.893	1.115.338
5.3 Commodity		21.525	-	21.525	22.983	-	22.983
5.4 Warrants		-	-	-	-	-	-
5.5 Properties		60.148.905	20.576.958	80.725.863	52.696.177	19.738.023	72.434.200
5.6 Other pledged items		27.393.756	7.522.111	34.915.867	22.474.777	6.944.919	29.419.696
5.7 Pledged items-depository		-	3.880	3.880	-	3.805	3.805
VI. Accepted independent guarantees and warranties		1.336.529	703.203	2.039.732	1.313.278	723.806	2.037.084
Total off-balance sheet commitments (A+B)		271.141.611	170.547.104	441.688.715	235.037.312	156.291.149	391.328.461

The accompanying explanations and notes form an integral part of these financial statements.

(Convenience translation of publicly announced unconsolidated financial statements originally issued in Turkish, See Note I. of Section three)

Yapı ve Kredi Bankası A.Ş.

Unconsolidated financial statements as of June 30, 2014 and 2013 (Unless otherwise stated amounts are expressed in thousands of Turkish Lira ("TL"))

III. Income statement

Income and expense items		Note (Section Five)	Current Period 01/01/2014- 30/06/2014	Prior Period 01/01/2013- 30/06/2013
I.	Interest income	IV-a	5.584.389	4.562.098
1.1	Interest on loans	IV-a-1	4.431.683	3.764.144
1.2	Interest received from reserve deposits		-	-
1.3	Interest received from banks	IV-a-2	39.612	12.056
1.4	Interest received from money market transactions		187.776	70.501
1.5	Interest received from marketable securities portfolio	IV-a-3	924.772	712.539
1.5.1	Trading financial assets		1.468	6.542
1.5.2	Financial assets at fair value through profit or (loss)		-	-
1.5.3	Available-for-sale financial assets		692.315	513.856
1.5.4	Held to maturity investments		230.989	192.141
1.6	Financial lease income		-	-
1.7	Other interest income		546	2.858
II.	Interest expense	IV-b	(2.933.243)	(2.110.064)
2.1	Interest on deposits	IV-b-4	(2.233.442)	(1.599.696)
2.2	Interest on funds borrowed	IV-b-1	(345.975)	(355.248)
2.3	Interest expense on money market transactions		(139.613)	(41.000)
2.4	Interest on securities issued	IV-b-3	(205.210)	(105.398)
2.5	Other interest expenses		(9.003)	(8.722)
III.	Net interest income (I + II)		2.651.146	2.452.034
IV.	Net fees and commissions income		1.055.162	977.159
4.1	Fees and commissions received		1.335.663	1.153.592
4.1.1	Non-cash loans		159.539	132.606
4.1.2	Other	IV-i	1.176.124	1.020.986
4.2	Fees and commissions paid		(280.501)	(176.433)
4.2.1	Non-cash loans		(76)	(189)
4.2.2	Other		(280.425)	(176.244)
V.	Dividend income	IV-c	174.129	95.477
VI.	Trading gain/(loss) (net)	IV-ç	(392.773)	29.269
6.1	Trading gains/(losses) on securities		87.654	260.570
6.2	Derivative financial transactions gains/(losses)	IV-d	(835.493)	445.545
6.3	Foreign exchange gains/(losses)		355.066	(676.846)
VII.	Other operating income	IV-e	384.724	198.708
VIII.	Total operating income (III+IV+V+VI+VII)		3.872.388	3.752.647
IX.	Provision for impairment of loans and other receivables (-)	IV-f	(868.916)	(685.806)
X.	Other operating expenses (-)	IV-g	(1.843.124)	(1.612.597)
XI.	Net operating income/(loss) (VIII-IX-X)		1.160.348	1.454.244
XII.	Excess amount recorded as income after merger		-	-
XIII.	Income/(loss) from investments accounted based on equity method		-	-
XIV.	Income/(loss) on net monetary position		-	-
XV.	Profit/loss before taxes from continuing operations (XI+XII+XIII+XIV)	IV-ğ	1.160.348	1.454.244
XVI.	Tax provision for continuing operations (±)	IV-h	(245.192)	(292.277)
16.1	Current tax provision		(504.329)	(133.852)
16.2	Deferred tax provision		259.137	(158.425)
XVII.	Net profit/loss from continuing operations (XV±XVI)		915.156	1.161.967
XVIII.	Income from discontinued operations		-	-
18.1	Income from non-current assets held for resale		-	-
18.2	Profit from sales of associates, subsidiaries and joint ventures		-	-
18.3	Other income from discontinued operations		-	-
XIX.	Expenses from discontinued operations (-)		-	-
19.1	Expenses for non-current assets held for resale		-	-
19.2	Loss from sales of associates, subsidiaries and joint ventures		-	-
19.3	Other expenses from discontinued operations		-	-
XX.	Profit/losses before taxes from discontinued operations (XVIII-IX)	IV-ğ	-	-
XXI.	Tax provision for discontinued operations (±)	IV-h	-	-
21.1	Current tax provision		-	-
21.2	Deferred tax provision		-	-
XXII.	Net profit/loss from discontinued operations (XX±XXI)		-	-
XXIII.	Net profit/loss (XVII+XXII)	IV-i	915.156	1.161.967
	Earnings/(loss) per share (full TL)		0,0021	0,0027

The accompanying explanations and notes form an integral part of these financial statements.

(Convenience translation of publicly announced unconsolidated financial statements originally issued in Turkish, See Note I. of Section three)

Yapı ve Kredi Bankası A.Ş.

Unconsolidated financial statements as of June 30, 2014 and 2013 (Unless otherwise stated amounts are expressed in thousands of Turkish Lira ("TL"))

III. Income statement

	Note (Section Five)	Current Period 01/04- 30/06/2014	Prior Period 01/04- 30/06/2013
Income and expense items			
I. Interest income	IV-a	2.916.402	2.231.121
1.1 Interest on loans	IV-a-1	2.313.918	1.856.104
1.2 Interest received from reserve deposits		-	-
1.3 Interest received from banks	IV-a-2	17.818	4.262
1.4 Interest received from money market transactions		108.265	22.527
1.5 Interest received from marketable securities portfolio	IV-a-3	476.017	345.822
1.5.1 Trading financial assets		648	1.244
1.5.2 Financial assets at fair value through profit or (loss)		-	-
1.5.3 Available-for-sale financial assets		364.968	245.415
1.5.4 Held to maturity investments		110.401	99.163
1.6 Financial lease income		-	-
1.7 Other interest income		384	2.406
II. Interest expense	IV-b	(1.522.904)	(981.803)
2.1 Interest on deposits	IV-b-4	(1.167.328)	(750.957)
2.2 Interest on funds borrowed	IV-b-1	(170.860)	(144.120)
2.3 Interest expense on money market transactions		(66.764)	(26.231)
2.4 Interest on securities issued	IV-b-3	(112.147)	(57.343)
2.5 Other interest expenses		(5.805)	(3.152)
III. Net interest income (I + II)		1.393.498	1.249.318
IV. Net fees and commissions income		574.679	510.913
4.1 Fees and commissions received		734.518	601.677
4.1.1 Non-cash loans		80.393	65.588
4.1.2 Other	IV-i	654.125	536.089
4.2 Fees and commissions paid		(159.839)	(90.764)
4.2.1 Non-cash loans		(35)	(62)
4.2.2 Other		(159.804)	(90.702)
V. Dividend income	IV-c	6	627
VI. Trading gain/(loss) (net)	IV-ç	(179.733)	137.338
6.1 Trading gains/(losses) on securities		73.136	241.282
6.2 Derivative financial transactions gains/(losses)	IV-d	(736.754)	564.130
6.3 Foreign exchange gains/(losses)		483.885	(668.074)
VII. Other operating income	IV-e	199.962	81.774
VIII. Total operating income (III+IV+V+VI+VII)		1.988.412	1.979.970
IX. Provision for impairment of loans and other receivables (-)		(434.784)	(332.611)
X. Other operating expenses (-)	IV-g	(967.784)	(845.850)
XI. Net operating income/(loss) (VIII-IX-X)		585.844	801.509
XII. Excess amount recorded as income after merger		-	-
XIII. Income/(loss) from investments accounted based on equity method		-	-
XIV. Income/(loss) on net monetary position		-	-
XV. Profit/loss before taxes from continuing operations (XI+XII+XIII+XIV)	IV-ğ	585.844	801.509
XVI. Tax provision for continuing operations (±)	IV-h	(157.668)	(180.662)
16.1 Current tax provision		(339.603)	(39.045)
16.2 Deferred tax provision		181.935	(141.617)
XVII. Net profit/loss from continuing operations (XV±XVI)		428.176	620.847
XVIII. Income from discontinued operations		-	-
18.1 Income from non-current assets held for resale		-	-
18.2 Profit from sales of associates, subsidiaries and joint ventures		-	-
18.3 Other income from discontinued operations		-	-
XIX. Expenses from discontinued operations (-)		-	-
19.1 Expenses for non-current assets held for resale		-	-
19.2 Loss from sales of associates, subsidiaries and joint ventures		-	-
19.3 Other expenses from discontinued operations		-	-
XX. Profit /losses before taxes from discontinued operations (XVIII-XIX)		-	-
XXI. Tax provision for discontinued operations (±)		-	-
21.1 Current tax provision		-	-
21.2 Deferred tax provision		-	-
XXII. Net profit/loss from discontinued operations (XX±XXI)		-	-
XXIII. Net profit/loss (XVII+XXII)	IV-ı	428.176	620.847
Earnings/(loss) per share (full TL)		0,0010	0,0012

The accompanying explanations and notes form an integral part of these financial statements.

(Convenience translation of publicly announced unconsolidated financial statements originally issued in Turkish, See Note I. of Section three)

Yapı ve Kredi Bankası A.Ş.

Unconsolidated financial statements as of June 30, 2014 and 2013

(Unless otherwise stated amounts are expressed in thousands of Turkish Lira ("TL"))

IV. Statement of income and expense items accounted under shareholders' equity

	Current Period (30/06/2014)	Prior Period (30/06/2013)
Income and expense items accounted under shareholders' equity		
I. Transfers to marketable securities valuation differences from financial assets available for sale	445.561	(1.370.168)
II. Property and equipment revaluation differences	13.757	-
III. Intangible assets revaluation differences	-	-
IV. Currency translation differences for foreign currency transactions	1.020	86.169
V. Profit/loss on cash flow hedges (effective part of the fair value changes)	(228.922)	467.278
VI. Profit/loss on foreign net investment hedges (effective part of the fair value changes)	-	-
VII. Effects of changes in accounting policy and adjustment of errors	-	-
VIII. Other income and expense items accounted under shareholders' equity according to TAS	-	297
IX. Deferred tax on valuation differences	(81.686)	172.309
X. Net profit or loss accounted directly under shareholders' equity (I+II+...+IX)	149.730	(644.115)
XI. Current year profit/loss	915.156	1.161.967
11.1 Net change in fair value of marketable securities (recycled to profit-loss)	37.707	1.291
11.2 Part of cash flow hedge derivative financial instruments reclassified and presented on the income statement	(58.508)	(196.933)
11.3 Part of foreign net investment hedges reclassified and presented on the income statement	-	-
11.4 Other	935.957	1.357.609
XII. Total income/loss accounted for the period (X+XI)	1.064.886	517.852

The accompanying explanations and notes form an integral part of these financial statements.

(Convenience translation of publicly announced unconsolidated financial statements originally issued in Turkish, See Note I. of Section three)

Yapı ve Kredi Bankası A.Ş.

Unconsolidated statement of changes in shareholders' equity as of June 30, 2013

(Unless otherwise stated amounts are expressed in thousands of Turkish Lira ("TL"))

V. Statement of changes in shareholders' equity

Prior Period	Note (Section five)	Paid- in capital	Adjustment to share premium	Share cancellation	Share profits	Legal reserves	Status reserves	Extra ord. reserves	Other reserves	Income/(loss)	Current period net income/(loss)	Prior period income /(loss)	Marketable securities Value increase fund	Property and equipment intangible assets revaluation fund	Bonus shares from investments	Hedging funds	Assets held for resale/ discontinued operations revaluation fund	Total shareholders' equity
June 30, 2013																		
I. Period opening balance		4,347,051	-	543,881	-	359,847	-	6,546,849	294,801	1,913,472	1,913,472	-	2,411,057	-	-	(560,813)	-	15,856,145
II. Changes in accounting policies according to TAS 6		-	-	-	-	-	-	-	-	-	-	-	-	-	-	-	-	-
2.1 Effects of errors		-	-	-	-	-	-	-	-	-	-	-	-	-	-	-	-	-
2.2 Effects of the changes in accounting policies		-	-	-	-	-	-	-	-	-	-	-	-	-	-	-	-	-
III. New balance (H+I)		4,347,051	-	543,881	-	359,847	-	6,546,849	294,801	1,913,472	1,913,472	-	2,411,057	-	-	(560,813)	-	15,856,145
IV. Changes in the period																		
Increase/decrease due to merger		-	-	-	-	-	-	-	-	-	-	-	-	-	-	-	-	-
V. Marketable securities valuation differences		-	-	-	-	-	-	-	-	-	-	-	(1,264,769)	-	-	177,600	-	(1,087,169)
VI. Hedging transactions (effective portion)		-	-	-	-	-	-	-	-	-	-	-	-	-	-	373,822	-	373,822
6.1 Cash flow hedge		-	-	-	-	-	-	-	-	-	-	-	-	-	-	-	-	-
6.2 Foreign net investment hedge		-	-	-	-	-	-	-	-	-	-	-	-	-	-	-	-	-
VII. Property and equipment revaluation differences		-	-	-	-	-	-	-	-	-	-	-	-	-	-	373,822	-	373,822
VIII. Intangible assets revaluation differences		-	-	-	-	-	-	-	-	-	-	-	-	-	-	-	-	-
IX. Bonus shares from investments in associates, subsidiaries and joint ventures		-	-	-	-	-	-	-	-	-	-	-	-	-	-	-	-	-
X. Foreign exchange differences		-	-	-	-	-	-	-	-	-	-	-	106,310	-	-	(37,375)	-	68,935
XI. Changes due to the disposal of assets		-	-	-	-	-	-	-	-	-	-	-	-	-	-	-	-	-
XII. Changes due to the reclassification of assets		-	-	-	-	-	-	-	-	-	-	-	-	-	-	1,005,897	-	1,005,897
XIII. Effect of the changes in equity of investment in associates		-	-	-	-	-	-	-	-	-	-	-	-	-	-	-	-	-
XIV. Capital increase		-	-	-	-	-	-	-	-	-	-	-	-	-	-	-	-	-
14.1 Cash increase		-	-	-	-	-	-	-	-	-	-	-	-	-	-	-	-	-
14.2 Internal resources		-	-	-	-	-	-	-	-	-	-	-	-	-	-	-	-	-
XV. Share premium		-	-	-	-	-	-	-	-	-	-	-	-	-	-	-	-	-
XVI. Share cancellation profits		-	-	-	-	-	-	-	-	-	-	-	-	-	-	-	-	-
XVII. Paid in-capital inflation adjustment difference		-	-	-	-	-	-	-	-	-	-	-	-	-	-	-	-	-
XVIII. Other		-	-	-	-	-	-	-	297	-	1,161,967	-	-	-	-	-	-	297
XIX. Current year income or loss		-	-	-	-	-	-	-	-	-	1,161,967	-	-	-	-	-	-	1,161,967
XX. Profit distribution		-	-	-	-	103,939	-	1,504,624	4,909	(1,913,472)	(300,000)	-	-	-	-	-	-	(300,000)
20.1 Dividend paid		-	-	-	-	-	-	-	-	-	(300,000)	-	-	-	-	-	-	(300,000)
20.2 Transfers to reserves		-	-	-	-	103,939	-	1,504,624	4,909	(1,613,472)	(1,613,472)	-	-	-	-	-	-	-
20.3 Other		-	-	-	-	-	-	-	-	-	-	-	-	-	-	-	-	-
Period end balance (III+IV+V+.....+ XVIII +XIX+XX)		4,347,051	-	543,881	-	463,786	-	8,051,473	300,007	1,161,967	1,161,967	-	1,252,598	-	-	(254,366)	1,183,497	17,079,884

The accompanying explanations and notes form an integral part of these financial statements.

(Convenience translation of publicly announced unconsolidated financial statements originally issued in Turkish, See Note I. of Section three)

Yapı ve Kredi Bankası A.Ş.

Unconsolidated statement of changes in shareholders' equity as of June 30, 2014
(Unless otherwise stated amounts are expressed in thousands of Turkish Lira ("TL"))

V. Statement of changes in shareholders' equity

Current Period	Note (Section five)	Paid-in capital	Adjustment to share capital	Share cancellation premium	Share profits	Legal reserves	Status reserves	Extra ord. reserves	Other reserves	Current period net income/(loss)	Prior period income/(loss)	Marketable securities value increase fund	Property and equipment and intangible assets revaluation fund	Bonus shares from investments	Hedging funds revaluation	Assets held for resale/ discontinued operations shareholders' fund	Total shareholders' equity
June 30, 2014																	
I. Prior period end balance	4.347.051	-	543.881	-	463.706	-	8.051.473	313.827	485.966	3.202.975	15.107	(115.117)	-	17.308.949	-	-	-
Changes in the period																	
II. Increase/decrease due to the merger																	
III. Marketable securities valuation differences																	
IV. Hedging transactions (effective portion)																	
4.1 Cash flow hedge																	
4.2 Foreign net investment hedge																	
V. Property and equipment revaluation differences																	
VI. Intangible assets revaluation differences																	
VII. Bonus shares from investments in associates, subsidiaries and joint ventures																	
VIII. Foreign exchange differences																	
IX. Changes due to the disposal of assets																	
X. Changes due to the reclassification of assets																	
XI. Effect of the changes in equity of investment in associates																	
XII. Capital increase																	
12.1 Cash increase																	
12.2 Internal resources																	
XIII. Share premium																	
XIV. Share cancellation profits																	
XV. Paid in-capital inflation adjustment difference																	
XVI. Other																	
XVII. Current year income or loss																	
XVIII. Profit distribution																	
18.1 Dividend paid																	
18.2 Transfers to reserves																	
18.3 Other																	
Period end balance (=I+II+...+XVI+XVII+XVIII)	4.347.051	-	543.881	-	641.000	-	9.815.284	1.187.777	804.167	915.156	15.107	(296.658)	13.070	17.985.833	-	-	-

The accompanying explanations and notes form an integral part of these financial statements.

(Convenience translation of publicly announced unconsolidated financial statements originally issued in Turkish, See Note I. of Section three)

Yapı ve Kredi Bankası A.Ş.

Unconsolidated financial statements as of June 30, 2014 and 2013

(Unless otherwise stated amounts are expressed in thousands of Turkish Lira ("TL"))

VI. Statement of cash flows

	Notes (Section Five)	Current Period (30/06/2014)	Prior Period (30/06/2013)
A. Cash flows from banking operations			
1.1 Operating profit before changes in operating assets and liabilities		2.884.239	2.338.543
1.1.1 Interest received		4.945.392	5.493.106
1.1.2 Interest paid		(2.873.243)	(2.002.233)
1.1.3 Dividend received		171.617	80.490
1.1.4 Fees and commissions received		1.333.188	1.153.115
1.1.5 Other income		417.431	129.026
1.1.6 Collections from previously written-off loans and other receivables		489.656	675.868
1.1.7 Payments to personnel and service suppliers		(1.501.018)	(1.178.785)
1.1.8 Taxes paid		(285.497)	(416.526)
1.1.9 Other	VI-c	186.713	(1.595.518)
1.2 Changes in operating assets and liabilities		(4.603.342)	(985.995)
1.2.1 Net (increase)/decrease in trading securities		(7.367)	326.534
1.2.2 Net (increase)/decrease in fair value through profit/loss financial assets		-	-
1.2.3 Net (increase)/decrease in banks		340.533	(3.137.162)
1.2.4 Net (increase)/decrease in loans		(11.093.126)	(10.264.250)
1.2.5 Net (increase)/decrease in other assets		(568.892)	1.812.175
1.2.6 Net increase /(decrease) in bank deposits		(373.149)	116.643
1.2.7 Net increase /(decrease) in other deposits		7.661.680	6.913.224
1.2.8 Net increase /(decrease) in funds borrowed		(1.967.143)	3.012.984
1.2.9 Net increase /(decrease) in payables		-	-
1.2.10 Net increase /(decrease) in other liabilities	VI-c	1.404.122	233.857
I. Net cash flows from banking operations		(1.719.103)	1.352.548
B. Cash flows from investing activities			
II. Net cash flows from investing activities		284.815	(2.551.491)
2.1 Cash paid for acquisition of investments in associates, subsidiaries and joint ventures		(25)	(153)
2.2 Cash obtained from disposal of investments in associates, subsidiaries and joint ventures		-	-
2.3 Purchases of property and equipment		(122.386)	(81.993)
2.4 Disposals of property and equipment		29.480	29.671
2.5 Purchase of investments available-for-sale		(4.489.813)	(5.874.168)
2.6 Sale of investments available-for-sale		3.868.841	3.357.666
2.7 Purchase of investment securities		(561.762)	-
2.8 Sale of investment securities		1.560.480	17.486
2.9 Other		-	-
C. Cash flows from financing activities			
III. Net cash flows from financing activities		1.248.881	762.420
3.1 Cash obtained from funds borrowed and securities issued		7.444.058	5.107.335
3.2 Cash used for repayment of funds borrowed and securities issued		(5.806.510)	(4.037.848)
3.3 Issued capital instruments		-	-
3.4 Dividends paid		(388.000)	(300.000)
3.5 Payments for finance leases		(667)	(7.067)
3.6 Other		-	-
IV. Effect of change in foreign exchange rates on cash and cash equivalents	VI-c	(24.364)	222.756
V. Net increase in cash and cash equivalents (I+II+III+IV)		(209.771)	(213.767)
VI. Cash and cash equivalents at beginning of the period	VI-a	9.272.213	8.309.106
VII. Cash and cash equivalents at end of the period	VI-a	9.062.442	8.095.339

The accompanying explanations and notes form an integral part of these financial statements.

(Convenience translation of publicly announced unconsolidated financial statements originally issued in Turkish, See note I. of Section three)

Yapı ve Kredi Bankası A.Ş.

Notes to unconsolidated financial statements as of June 30, 2014 (continued)

(Unless otherwise stated amounts are expressed in thousands of Turkish Lira ("TL"))

Section Three

Accounting policies

I. Explanations on basis of presentation:

The Bank maintains its books of accounts in Turkish Lira in accordance with the Banking Act No. 5411 ("Banking Act"), which is effective from November 1, 2005, the Turkish Commercial Code ("TCC"), and Turkish Tax Legislation.

The unconsolidated financial statements are prepared in accordance with the "Regulation on the Principles and Procedures Regarding Banks' Accounting Applications and Safeguarding of Documents" published in the Official Gazette No. 26333 dated November 1, 2006 by the Banking Regulation and Supervision Agency ("BRSA") which refers to "Turkish Accounting Standards" ("TAS") and "Turkish Financial Reporting Standards ("TFRS") issued by the Public Oversight Accounting and Auditing Standards Authority ("POA") and other decrees, notes and explanations related to the accounting and financial reporting principles (all "Turkish Accounting Standards" or "TAS") published by the BRSA. The format and the details of the publicly announced financial statements and related disclosures to these statements have been prepared in accordance with the "Communiqué Related to Publicly Announced Financial Statements of Banks and Explanations and Notes Related to these Financial Statements" and changes and notes to this communiqué published in the Official Gazette No. 28337 dated June 28, 2012.

The accompanying unconsolidated financial statements are prepared in accordance with the historical cost basis (restated for the changes in the general purchasing power of TL until December 31, 2004), except for financial assets at fair value through profit or loss, financial assets available for sale, investments in associates and subsidiaries measured at fair value, trading derivative financial liabilities, hedging derivative financial assets/liabilities and art objects and paintings in tangible assets. Besides, the carrying values of assets carried at amortised cost but subject to fair value hedge are adjusted to reflect the fair value changes related to the hedged risks.

The preparation of unconsolidated financial statements in conformity with TAS requires the use of certain accounting estimates by the Bank management to exercise its judgment on the assets and liabilities on the balance sheet and contingent assets and liabilities as of the balance sheet date. These estimates are being reviewed regularly and, when necessary, suitable corrections are made and the effects of these corrections are explained in the related notes and reflected to the income statement.

The accounting policies and valuation principles applied in the preparation of financial statements are defined and applied in accordance with TAS and are consistent with the accounting policies applied for the year ended December 31, 2013, except for changes on accounting policies from historical cost basis to revaluation basis for art objects and paintings in tangible assets. TAS/TFRS changes which are effective from January 1, 2014 (TAS 32 Financial Instruments: Presentation - Offsetting Financial Assets and Financial liabilities (Amended), TRFS Interpretation 21 Levies, Amendments to TAS 36 - (Recoverable Amount Disclosures for Non-Financial assets), Amendments to TAS 39 - Novation of Derivatives and Continuation of Hedge Accounting, TFRS 10 Consolidated Financial Statements (Amendment)) do not have a significant effect on the Bank's accounting policies, financial position or performance. Those accounting policies and valuation principles are explained in Notes II to XXVI below.

Yapı ve Kredi Bankası A.Ş.

Notes to unconsolidated financial statements as of June 30, 2014 (continued)

(Unless otherwise stated amounts are expressed in thousands of Turkish Lira ("TL"))

Accounting policies (continued)

The effects of TFRS 9, "Financial Instruments" which has not been implemented yet, are under evaluation by the Bank. The standard which the Bank did not early adopt will primarily have an effect on the classification and measurement of the Bank's financial assets. The Bank is currently assessing the impact of adopting TFRS 9. However, as the impact of adoption depends on the assets held by the Bank at the date of adoption itself, it is not practical or possible to quantify the effect at this stage. As of the date of these financial statements, the other TAS/TFRS standards announced but not yet effective are not expected to have significant impact on the Bank's accounting policies, financial position and performance.

Additional paragraph for convenience translation into English:

The differences between accounting principles, as described in the preceding paragraphs, and accounting principles generally accepted in countries in which the accompanying unconsolidated financial statements are to be distributed and International Financial Reporting Standards ("IFRS") have not been quantified in the accompanying unconsolidated financial statements. Accordingly, the accompanying unconsolidated financial statements are not intended to present the financial position, results of operations and changes in financial position and cash flows in accordance with the accounting principles generally accepted in such countries and IFRS.

II. Explanations on strategy of using financial instruments and foreign currency transactions:

The general strategy of the Bank in using financial instruments is to sustain an optimal balance between the yield of the instruments and their risks. The most important funding source of the Bank is deposits. The Bank is also sustaining a lengthened liability structure by using long-term foreign and local currency borrowings from domestic and international investors and financial institutions. Funds obtained from deposits and other sources are invested in quality financial assets in order to keep currency, interest rate and liquidity risks within the limits determined by the asset-liability strategy. The currency, interest and liquidity risks of on-balance sheet and off-balance sheet assets and liabilities are managed accordingly within the risk limits accepted by the Bank and the related legal limits. Derivative instruments are mainly utilized for liquidity needs and for mitigating currency and interest rate risks. The position of the Bank as a result of foreign currency activities is being held at minimum levels and the currency risk exposure is followed within the determined levels by the Board of Directors, by considering the limits specified by the Banking Act.

Foreign currency denominated monetary assets and liabilities are translated with the exchange rates prevailing at the balance sheet date. Gains and losses arising from such valuations are recognized in the income statement under the account of "Foreign exchange gains or losses", except for valuation differences arising from foreign currency participations, subsidiaries and foreign currency non-performing loans. Since the foreign currency investments and subsidiaries are considered as non-monetary items, they are translated with the exchange rates at the date when the fair values are remeasured and are accounted under shareholders equity. Foreign currency non-performing loans are translated with the exchange rates at the date of transfer to non-performing loans accounts.

III. Explanations on investments in associates, subsidiaries and joint ventures:

Investments in associates, subsidiaries and joint ventures are accounted for in accordance with the Turkish Accounting Standard 39 (TAS 39) "Financial Instruments: Recognition and Measurement" in the unconsolidated financial statements. Investments in subsidiaries quoted on organized markets or for which their fair values can be reliably measured, are accounted for at their fair values. While calculating the fair value of foreign currency denominated subsidiaries, exchange rate at the valuation date is used. Differences arising from the revaluation of the subsidiaries are accounted for in the line item "Marketable Securities Valuation Differences" under equity. Investments in subsidiaries, associates and joint ventures which are not quoted on organized markets or which their fair values cannot be reliably measured, are accounted for at their historical cost less allowance for impairment, if any.

Yapı ve Kredi Bankası A.Ş.

Notes to unconsolidated financial statements as of June 30, 2014 (continued)

(Unless otherwise stated amounts are expressed in thousands of Turkish Lira ("TL"))

Accounting policies (continued)

IV. Explanations on forward and options contracts and derivative instruments:

The Bank's derivative transactions mostly include money and interest rate swaps, forward foreign exchange purchase and sale transactions and options.

Derivative instruments are measured at fair value on initial recognition and subsequently remeasured at their fair values. As a result, the fair value of derivatives is reflected as net liability or net asset on a contract by contract basis. The accounting method applied to the income or loss arising from derivative instruments depends on whether the derivative is being used for hedging purposes or not and depends on the type of item being hedged.

At the transaction date, the Bank documents the relationship between hedging instruments and hedged items, together with the risk management policies and the strategies on hedging transactions. Besides, the Bank regularly documents the effectiveness of the hedging instruments in offsetting the changes in the fair value of the hedged items.

Changes in the fair value of derivative instruments subject to fair value hedges are recognized under profit or loss accounts together with the variation in the fair value of hedged items. The changes of fair value of derivative transactions for fair value hedge are classified in "Derivative Financial Transactions Gains/Losses" account. In the balance sheet, changes in the fair value of hedged assets and liabilities, during the period in which the hedge is effective, are shown with the related assets and liabilities. The ineffective portion of the mentioned hedging transaction is reflected to the income statement. If the underlying hedge does not conform to the hedge accounting requirements, according to the adjustments made to the carrying value (amortised cost) of the hedged item, for which the risk is hedged by a portfolio hedge, are amortized with the straight line method within the time to maturity and recognized under the profit and loss accounts. Fair value adjustments are recognized directly in the income statement in an event of repayment and/or unwinding and/or derecognition of the hedged item.

The Bank hedges its cash flow risk arising from foreign currency and Turkish Lira floating interest rate liabilities by using interest rate swaps. The effective portion of the fair value changes of the hedging instruments are recorded in "Hedging funds" under shareholders' equity. These funds are transferred to profit or loss from equity when the cash flows of the hedged items (interest expense) impact the income statement.

In case the cash flow hedge accounting is discontinued due to the expiry, realization for sale of the hedging instrument, discontinuing or due to the results of the effectiveness test the amounts accounted under shareholders' equity are transferred to the profit and loss accounts as these cash flows of the hedged item are realized.

Some of the trading purpose derivative transactions, even though they provide effective economic hedges under the Bank's risk management policy, do not qualify for hedge accounting under the specific rules in "Turkish Accounting Standard for Financial Instruments: Recognition and Measurement ("TAS 39")" and are therefore treated as "financial instruments at fair value through profit or loss".

"Financial instruments at fair value through profit or loss" are measured at fair value. If the fair value of derivative financial instruments is positive, it is disclosed under the main account "financial assets at fair value through profit or loss" in "derivative financial assets held for trading" and if the fair value difference is negative, it is disclosed under "derivative financial liabilities held for trading". Fair value changes are recorded under "Derivative Financial Transactions Gains/(Losses)" in the income statement.

The fair values of the derivative financial instruments are calculated using quoted market prices or by using discounted cash flow models.

(Convenience translation of publicly announced unconsolidated financial statements originally issued in Turkish, See note I. of Section three)

Yapı ve Kredi Bankası A.Ş.

Notes to unconsolidated financial statements as of June 30, 2014 (continued)

(Unless otherwise stated amounts are expressed in thousands of Turkish Lira ("TL"))

Accounting policies (continued)

Parameters used for the valuation of the option portfolio are determined by market risk management and the confirmation of the accuracy of fair value calculations are monitored periodically by market risk management.

Liabilities and receivables arising from the derivative instruments are followed in the off-balance sheet accounts as their contractual values. Embedded derivatives are separated from the host contract and accounted as derivative instruments according to TAS 39 in case (i) the related embedded derivative's economic features and risks are not closely related to the host contract, (ii) another instrument that has the same contract conditions with the embedded derivative satisfies the definition of a derivative instrument and (iii) the hybrid instrument is not carried at fair value through profit or loss.

Credit derivatives are capital market tools designed to transfer credit risk from one party to another.

As of June 30, 2014, the Bank's credit derivatives portfolio included in the off-balance sheet accounts is composed of credit linked notes (embedded derivatives are separated from host contract in line with TAS 39 and recorded as credit default swaps) and credit default swaps.

Credit linked notes are bonds that have repayments depending on a credit event or the credit risk evaluation of a reference asset or asset pool. Depending on whether the reference assets are included in the balance sheet of the issuer or the owner of the assets, these transactions can be accounted by the party assuming the credit risk as insurance or as an embedded derivative. As per the Bank's management evaluation, the embedded derivatives included in the credit linked notes are separated from the host contracts in accordance with TAS 39 and recorded and evaluated as credit default swaps. The bond itself (host contract) is valued in accordance with the valuation principles of the category it is classified.

Credit default swaps are contracts, in which the seller commits to pay the contract value to the buyer in case of certain credit risk events in return for the premium paid by the buyer for the contract. Credit default swaps are valued daily by the valuation model of the Bank and then accounted over their fair values; while credit linked notes are valued and accounted monthly.

Market risks of these products are monitored using the Bank's internal modeling system for the Value-at-Risk and basis points sensitivity analysis; the liquidity risks are monitored using the short term liquidity report on daily and the long term liquidity report on monthly basis.

According to the regulations of BRSA, currency exchange transactions, which are realized at value date in the initial phase of currency swaps, are recorded and followed as irrevocable commitments in off-balance sheet accounts until the value date.

A Credit Valuation Adjustment (CVA) is applied to the Bank's over-the-counter derivative exposures to take into account the counterparty's risk of default when measuring the fair value of the derivative. CVA is the mark-to-market cost of protection required to hedge credit risk from counterparties in the Bank's over-the-counter derivatives portfolio. The Bank calculates CVA based on collective provisioning methodology calculated in accordance with Turkish Accounting Standards, TAS 39, comprising the product of Exposure, Probability of Default (PD) and Loss Given Default (LGD). CVA is calculated based on the exposure of each counterparty.

V. Explanations on interest income and expense:

Interest income and expenses are recognized in the income statement on an accrual basis by using the effective interest method periodically. The Bank ceases accruing interest income on non-performing loans and any interest income accruals from such receivables are reversed and no income is accounted until collection is made according to the related regulation.

Yapı ve Kredi Bankası A.Ş.

Notes to unconsolidated financial statements as of June 30, 2014 (continued)

(Unless otherwise stated amounts are expressed in thousands of Turkish Lira ("TL"))

Accounting policies (continued)

VI. Explanations on fee and commission income and expenses:

Fees and commissions received as a result of the service agreements or arising from negotiating or participating in the negotiation of a transaction on behalf of a third party are recognized either in the period when the transaction is realized or deferred based on the type of the underlying transaction. Other commission income and fees from various banking services are recorded as income at the time of realization.

VII. Explanations on financial assets:

The Bank classifies and accounts its financial assets as "fair value through profit or loss", "available-for-sale", "loans and receivables" or "held-to-maturity". The appropriate classification of financial assets of the Bank is determined at the time of purchase by the Bank management, taking into consideration the purpose of holding the investment. Regular purchases and sales of financial assets are recorded based on settlement date. Settlement date of a financial asset is the date that the asset is received or delivered by the Bank. Settlement date accounting requires; (a) accounting for the financial asset when the asset is received and (b) accounting of disposal of the financial asset and recording the related profit and loss when the asset is delivered. The fair value changes of an asset to be acquired between the trade date and settlement date is accounted in accordance with the basis of valuation of assets.

a. Financial assets at fair value through profit or loss:

Financial assets, which are classified as "Financial assets at fair value through profit or loss", are trading financial assets and are either acquired for generating profit from short-term fluctuations in the price or dealer's margin, or are financial assets included in a portfolio in which a pattern of short-term profit making exists independent from the acquisition purpose.

Trading financial assets are initially recognized at fair value and are subsequently re-measured at their fair value. However, if fair values cannot be obtained from active market transactions, it is assumed that the fair value cannot be measured reliably and fair values are calculated by alternative models. All gains and losses arising from these valuations are recognized in the income statement. Interest earned while holding financial assets is reported as interest income and dividends received are included separately in dividend income.

Derivative financial instruments are treated as trading financial assets unless they are designated as hedge instruments. The principles regarding the accounting of derivative financial instruments are explained in detail in Note IV of this section.

b. Held-to-maturity financial assets:

Held-to-maturity financial assets are non-derivative financial assets other than loans and receivables, with fixed maturities and fixed or determinable payments where management has the intent and ability to hold the financial assets to maturity and that are not initially classified as financial assets at fair value through profit/loss or available for sale. Held-to-maturity financial assets are initially recognized at total of acquisition and transaction cost. Held-to-maturity securities are carried at "Amortized cost" using the "Effective interest method" after their initial recognition. Interest income related with held-to-maturity securities is recorded in "Interest income" and impairment arising from a decrease in cost or revalued amounts is recorded in "Provision for impairment of loans and other receivables" accounts.

There are no financial assets that were previously classified as held-to-maturity but cannot be subject to this classification for two years due to breach of classification principles. In accordance with TAS 39, sales or reclassification to available for sale portfolio of insignificant amount of financial assets, sale or reclassification to available for sale portfolio of financial assets which are close to maturity less than three months, or sale or reclassification to available for sale portfolio of assets as a result of significant increase in the risk weights of held-to-maturity investments used for regulatory risk-based capital purposes will not result in tainting.

Yapı ve Kredi Bankası A.Ş.

Notes to unconsolidated financial statements as of June 30, 2014 (continued)

(Unless otherwise stated amounts are expressed in thousands of Turkish Lira ("TL"))

Accounting policies (continued)

c. Loans and receivables:

Loans and receivables are financial assets raised through lending without having the intention to trade in the short term. Loans and receivables are non derivative financial assets with fixed or determinable payments and fixed maturities that are not quoted on active market. Loans and receivables are recognized initially at cost including transaction costs (which reflect fair values) and subsequently carried at the amortized cost using the "effective interest method". The expenses incurred for the assets received as collateral are not considered as transaction costs and are recognized in the expense accounts.

Retail, commercial and corporate loans included in cash loans are accounted for with their original maturities in accounts which are mentioned in the Uniform Chart of Accounts ("UCA"). Foreign currency indexed loans are initially measured at local currency accounts with the foreign exchange rate prevailing at date of the initial recognition and re-valued with the relevant foreign currency rates prevailing at the date of the financial statements. Increase or decrease in the value of the principal amount of the loan due to changes in foreign exchange rates is accounted in the related income and expense accounts. Repayment amounts are translated with the foreign exchange rates prevailing at the repayment dates and the valuation differences is accounted for in foreign exchange gain/loss accounts.

The Bank provides general and specific provisions based on the assessments and estimates of the management, by considering the "Communiqué Related to Principles and Procedures on Determining the Qualifications of Banks' Loans and Other Receivables and the Provision for These Loans and Other Receivables" ("Provisioning Regulation") published in the Official Gazette No. 26333 dated November 1, 2006. In this context, the management estimates are determined, on the basis of the prudence principle and Bank credit risk policies, considering the general structure of the loan portfolio, the financial conditions of the customers, non-financial information and the economic conjuncture.

Provision expenses are deducted from the net income of the year. If there is a subsequent collection from a receivable that was already provisioned in previous years, the recovery amount is classified under "other operating income". Uncollectible receivables are written-off after all the legal procedures are finalized.

d. Available-for-sale financial assets:

Available-for-sale financial assets are defined as financial assets other than the ones classified as "Loans and receivables", "Held-to-maturity assets" or "Financial assets at fair value through profit or loss".

Available-for-sale financial assets are subsequently re-measured at fair value. When fair values based on market prices cannot be obtained reliably, the available-for-sale financial assets are carried at fair values determined by using alternative models. Available for sale equity securities which are not quoted on a market and the fair values of which cannot be determined reliably, are carried at cost less any impairment. "Unrealized gains and losses" arising from changes in the fair value of financial assets classified as available-for-sale are recognized in the shareholders' equity as "Marketable securities valuation differences", until the related assets are impaired or disposed. When these financial assets are disposed or impaired, the related fair value differences accumulated in the shareholders' equity are transferred to the income statement. Interest and dividends received from available for sale assets are recorded in interest income and dividend income as appropriate.

Yapı ve Kredi Bankası A.Ş.

Notes to unconsolidated financial statements as of June 30, 2014 (continued)

(Unless otherwise stated amounts are expressed in thousands of Turkish Lira ("TL"))

Accounting policies (continued)

Interest income on available for sale financial assets are calculated by effective interest rate method and are accounted for in interest income account. At the time of sale of an available for sale financial assets before the maturity, the difference between the profit, which is the difference between the cost and sales price of the financial assets, and the interest income accrual are accounted under "Trading gains/(losses) on securities" according to the UCA.

VIII. Explanations on impairment of financial assets:

The existence of objective evidence whether a financial asset or group of financial assets is impaired, is assessed at each balance sheet date. If such evidence exists, impairment provision is provided based on the financial assets classification.

Impairment for held to maturity financial assets carried at amortized cost is calculated as the difference between the expected future cash flows discounted at the effective interest rate method and the carrying value. The impairment amount transferred from shareholders' equity to profit or loss for available for sale securities is calculated as the difference between the purchase cost (after deduction of principal repayments and redemption) and the fair value less any impairment that was previously recorded in profit or loss. This amount is recorded in expense accounts in accordance with the UCA.

The principles for the accounting of provisions for loans and receivables are explained in Note VII. of this section.

IX. Explanations on offsetting financial assets:

Financial assets and liabilities are offset and the net amount is reported in the balance sheet when the Bank has a legally enforceable right to offset the recognized amounts and to collect/pay related financial assets and liabilities on a net basis, or there is an intention to realize the asset and settle the liability simultaneously.

X. Explanations on sales and repurchase agreements and securities lending transactions:

Securities subject to repurchase agreements ("Repos") are classified as "at fair value through profit or loss", "Available-for-sale" and "Held-to-maturity" according to the investment purposes of the Bank and measured according to the portfolio to which they belong. Funds obtained from repurchase agreements are accounted under "Funds provided under repurchase agreements" in liabilities and the difference between the sale and repurchase price is accrued over the life of the repurchase agreements using the "Effective interest method". Interest expense on repo transactions are recorded under "Interest expense on money market transactions" in the income statement.

Funds given against securities purchased under agreements to resell ("Reverse repo") are accounted under "Receivables from reverse repurchase agreements" on the balance sheet. The difference between the purchase and determined resell price is accrued over the life of repurchase agreements using the effective interest method.

The Bank has no securities lending transactions.

Yapı ve Kredi Bankası A.Ş.

Notes to unconsolidated financial statements as of June 30, 2014 (continued)

(Unless otherwise stated amounts are expressed in thousands of Turkish Lira ("TL"))

Accounting policies (continued)

XI. Information on assets held for resale and related to discontinued operations and explanations on liabilities related with these assets:

According to the TFRS 5, a tangible asset (or a group of assets to be disposed) classified as "Asset held for resale" is measured at lower of carrying value and fair value less costs to sell. An asset (or a group of assets to be disposed) is regarded as "Asset held for resale" only when the sale is highly probable and the asset (or a group of assets to be disposed) is available for immediate sale in its present condition. For a highly probable sale, there must be a valid plan prepared by the management for the sale of asset including identification of possible buyers and completion of sale process. Furthermore, the asset should be actively in the market at a price consistent with its fair value.

Additionally, assets that were acquired due to non-performing receivables are accounted in the financial statements in accordance with the "Communiqué Regarding the Principles and Procedures for the Disposals of Immovables and Commodities Acquired due to Receivables and for Trading of Precious Metal" published in the Official Gazette dated November 1, 2006, No. 26333 and classified as assets held for resale.

A discontinued operation is a part of the Bank's business classified as sold or held for sale. The operating results of the discontinued operations are disclosed separately in the income statement.

XII. Explanations on goodwill and other intangible assets:

a. Goodwill:

The excess of the cost of an acquisition over the fair value of the Group's share of the identifiable assets, liabilities or contingent liabilities of the acquired subsidiary at the date of acquisition of the control is recorded as goodwill and represents a payment made by the acquirer in anticipation of future economic benefits from assets that are not capable of being individually identified and separately recognized. The acquirer also recognizes assets that are capable of being individually identified and separately recognized, intangible assets (e.g. credit card brand value, deposit base and customer portfolio) and contingent liabilities at fair value, irrespective of whether the asset had been recognized by the acquiree before the business combination, if it can be distinguished from the goodwill and if the asset's fair value can be measured reliably.

In line with "Turkish Financial Reporting Standard for Business Combinations" ("TFRS 3"), the goodwill is not subject to amortization but is tested annually or more frequently for impairment and carried at cost less accumulated impairment losses, if any, in line with "Turkish Accounting Standard for Impairment on Assets" ("TAS 36").

Yapı ve Kredi Bankası A.Ş.

Notes to unconsolidated financial statements as of June 30, 2014 (continued)

(Unless otherwise stated amounts are expressed in thousands of Turkish Lira ("TL"))

Accounting policies (continued)

b. Other intangible assets:

Intangible assets are measured at cost on initial recognition and any directly attributable costs of setting the asset to work for its intended use are included in the initial measurement. Subsequently, intangible assets are carried at historical costs after the deduction of accumulated amortization and the provision for impairment.

The Bank evaluates the possibility of existence of impairment of intangible assets at the end of each reporting period. If there is an evidence of impairment, the Bank estimates a recoverable amount in accordance with the Turkish Accounting Standard (TAS 36) "Impairment of Assets". The recoverable amount is the higher of net sales price or the value in use. When the book value of another intangible asset exceeds the recoverable amount, the related asset is considered to be impaired. If there is no evidence of impairment, there is no need to estimate the recoverable amount.

Intangibles are amortized over their estimated useful lives using the straight-line method. The useful life of the asset is determined by assessing the expected useful life of the asset, technical, technological and other kinds of obsolescence and all required maintenance expenses necessary to utilize the economic benefit from the asset. The rates used are presented below:

Credit card brand value, deposit base and customer portfolio	10%
Other intangible assets	20%

XIII. Explanations on property and equipment:

Property and equipment is measured at its cost when initially recognized and any directly attributable costs of setting the asset in working order for its intended use are included in the initial measurement in accordance with the Turkish Accounting Standard (TAS 16) "Tangible Assets". Subsequently, properties and equipments, except art objects and paintings, are carried at cost less accumulated depreciation and provision for impairment. The Bank adopted a revaluation method for its art objects and paintings in tangible assets in accordance with TAS 16.

Depreciation is calculated over the cost of property and equipment using the straight-line method. The rates used are stated below:

Buildings	2%
Movables, movables acquired under financial leasing	20%

The depreciation charge for items remaining in property and equipment for less than a full accounting period at the balance sheet date is calculated in proportion to the period the item remained in property and equipment.

In accordance with the Turkish Accounting Standard 36 (TAS 36) "Impairment of Assets", where the carrying amount of an asset is greater than its estimated "recoverable amount", it is written down to its "recoverable amount" and the provision for impairment is charged to the income statement.

Gains and losses on the disposal of property and equipment are determined by deducting the net book value of the property and equipment from its sales proceeds.

Yapı ve Kredi Bankası A.Ş.

Notes to unconsolidated financial statements as of June 30, 2014 (continued)

(Unless otherwise stated amounts are expressed in thousands of Turkish Lira ("TL"))

Accounting policies (continued)

Expenditures for the repair and maintenance of property and equipment are recognized as expense. The capital expenditures made in order to increase the capacity of the tangible asset or to increase its future benefits are capitalized on the cost of the tangible asset. The capital expenditures include the cost components which are used either to increase the useful life or the capacity of the asset or the quality of the product or to decrease the costs.

XIV. Explanations on leasing transactions:

The Bank performs financial and operational leasing in the capacity of the lessee.

Financial lease

The Bank includes the lower of the market value of the fixed asset subject to financial leasing in the beginning of the financial leasing period or present value of the lease payments in property and equipment and records the liabilities arising from financial leasing in liabilities. Financing costs arising due to leasing are spread through the lease period forming a fixed interest rate. In addition, fixed assets that are obtained by the way of financial leasing are subject to depreciation based on their useful lives. If a decrease in the value of fixed assets that are subject to financial leasing is noticed, impairment provision is recognized. The liabilities arising from financial leasing contracts are accounted under "Financial lease payables". Expenses arising from interest and exchange rate changes related to financial leasing liabilities are charged to the income statement. Lease payments are deducted from financial leasing payables. The Bank does not perform financial leasing operations as "Lessor".

Operational lease

Leases, in which the majority of risk and return of property belongs to lessor, are classified as operational lease. Payments that are made under operational leases, are accounted in income statements on a straight line basis during the lease period.

XV. Explanations on provisions, contingent liabilities:

Provisions and contingent liabilities, except for the specific and general provisions recognized for loans and other receivables, are accounted in accordance with the "Turkish Accounting Standard for Provisions, Contingent Liabilities and Contingent Assets" ("TAS 37").

Provisions are recognized when the Bank has a present legal or constructive obligation as a result of past events, it is probable that an outflow of resources embodying economic benefits will be required to settle the obligation, and a reliable estimate of the amount of the obligation can be made. Provisions for contingent liabilities arisen from past events are recognized in the period of occurrence in accordance with the "Matching principle". A provision is recognized when it is probable that the contingent event will occur and a reliable estimate can be made. When a reliable estimate of the amount of obligation cannot be made or it is not probable that an outflow of resources will be required to settle the obligation, it is considered that a "contingent" liability exists and it is disclosed in the related notes to the financial statements.

Contingent assets usually arise from unplanned or other unexpected events that give rise to the possibility of an inflow of economic benefits to the entity. Contingent assets are not recognized in financial statements since this may result in the recognition of income that may never be realized. Contingent assets are disclosed where an inflow of economic benefits is probable. Contingent assets are assessed continually to ensure that developments are appropriately reflected in the financial statements. If it has become virtually certain that an inflow of economic benefits will arise, the asset and the related income are recognized in the financial statements of the period in which the change occurs.

Yapı ve Kredi Bankası A.Ş.

Notes to unconsolidated financial statements as of June 30, 2014 (continued)

(Unless otherwise stated amounts are expressed in thousands of Turkish Lira ("TL"))

Accounting policies (continued)

XVI. Explanations on obligations related to employee rights:

a. Employee termination benefits

Obligations related to employee termination and vacation rights are accounted for in accordance with "Turkish Accounting Standard for Employee Rights" ("TAS 19") and are classified under "Reserve for employee rights" account in the balance sheet.

Under the Turkish Labour Law, the Bank is required to pay a specific amount to the employees who have retired or whose employment is terminated other than for the reasons specified in the Turkish Labour Law. The reserve for employment termination benefits represents the present value of the estimated total liability for the future probable obligation of the Bank determined by using certain actuarial assumptions. Actuarial gains and losses generated after January 1, 2013, are accounted for under equity in accordance with the revised TAS 19 standard.

b. Pension rights

The Bank's personnel are members of the Yapı ve Kredi Bankası Anonim Şirketi Mensupları Yardım ve Emekli Sandığı Vakfı ("the Fund") which was established in accordance with the 20th temporary article of the Social Security Law No.506. The technical financial statements of the Fund are audited in accordance with the Article 38 of the Insurance Supervision Law and the "Regulation Regarding the Actuaries" by a registered independent actuary.

Temporary article 23 paragraph 1 of the Banking Act published in the Official Gazette No. 25983 dated November 1, 2005 stated that foundations like the Fund are to be transferred to the Social Security Institution ("SSI") within three years beginning from the publication date of the article.

The article of the Law related to the transfer was cancelled (pursuant to the application by the President on November 2, 2005) by the decision of Constitutional Court (decision no: E.2005/39, K. 2007/33 dated March 22, 2007) published in the Official Gazette No. 26479 dated March 31, 2007, and the effect of the law article was suspended from the date of the publication of the decision.

The reasoning of the Constitutional Court regarding the abrogation of the corresponding article was published in the Official Gazette dated December 15, 2007, No 26372. With the publication of the reasoning of the decision, the Grand National Assembly of Turkey ("GNAT") started to work on new legal arrangements regarding the transfer of the fund members to SSI and the related articles of the "Law Regarding the Changes in Social Insurance and General Health Insurance Law and Other Related Laws and Regulations" No 5754 ("the New Law") regulating the transfer of the funds were approved by the GNAT on April 17, 2008. The New Law was published in the Official Gazette No. 26870 dated May 8, 2008. With the new law, the banks' pension funds will be transferred to SSI within three years from the date of publication of the decree and this period can be extended for a maximum of two years with the decision of the Council of Ministers. The transfer period was extended for another two years with the decision of the Council of Ministers No. 2011/1559 published in the Official Gazette dated April 9, 2011. According to the "Amendment of Social Insurance and General Health Insurance Law No. 6283" published in the Official Gazette dated March 8, 2012, Council of Ministers was authorized to increase the two-year extension period mentioned above to four years. According to the decision of The Council of Ministers dated February 24, 2014, the transfer date is set as May 2015.

(Convenience translation of publicly announced unconsolidated financial statements originally issued in Turkish, See note I. of Section three)

Yapı ve Kredi Bankası A.Ş.

Notes to unconsolidated financial statements as of June 30, 2014 (continued)

(Unless otherwise stated amounts are expressed in thousands of Turkish Lira ("TL"))

Accounting policies (continued)

A commission (whose members are the representatives of the SSI, the Ministry of Finance, Turkish Treasury, State Planning Organization, BRSA, Saving Deposit Insurance Fund ("SDIF"), one member representing the Fund and one member representing the Fund members) is in charge of the calculation of the value of the payment that would need to be made to SSI to settle the obligation using a technical interest rate of 9,8% by law taking into consideration income and expenses by insurance branches of the funds and the excess of salaries and income paid by the funds over the salaries and income to be paid in accordance with the SSI arrangements which should not be less than SSI arrangements, related to the members of the Fund as of the date of the transfer including the members who have left the scheme.

In accordance with the New Law, after the transfer to SSI, any social rights and payments to Fund members and their beneficiaries which are not provided although they are included in the Fund Title Deed will continue to be provided by the Fund and the employers of the Fund members.

The Bank accounts for a provision for the technical deficit based on the report prepared by a registered actuary in accordance with the rates determined by the New Law.

c. Short term benefits of employee:

Within the scope of TAS 19, the Bank measures the expected costs of accumulated paid leaves as expected payments it will make due to unused leave rights as at the end of the reporting date.

XVII. Explanations on taxation:

a. Current tax:

The Corporate Tax rate is 20% in accordance with the article number 32 of the New Corporate Tax Law no.5520 which is published in the official Gazette dated June 21, 2006 and numbered 26205. This tax rate is applied to accounting income modified for certain exemptions and deductions, and additions for certain non-tax deductible expenses and allowances for tax purposes. No further tax is payable unless the profit is distributed.

Dividends paid to non-resident corporations, which have a place of business in Turkey or to resident corporations are not subject to withholding tax. Otherwise, dividends paid are subject to withholding tax at the rate of 15%. An increase in capital via issuing bonus shares is not considered as profit distribution and no withholding tax incurs in such a case.

Corporations are required to pay advance corporate tax quarterly at a rate of 20% on their corporate income. Advance tax is declared by the 14th and paid by the 17th day of the second month following each calendar quarter end. Advance tax paid by corporations for the current period is credited against the annual corporation tax calculated on the annual corporate income in the following year. Despite the offset, if there is temporary prepaid tax remaining, this balance can be refunded or used to offset any other financial liabilities to the government.

A 75% portion of the capital gains derived from the sale of equity investments and immovable properties held for at least two years is tax exempt, if such gains are added to paid-in capital or held in a special account under shareholder's equity for five years.

Yapı ve Kredi Bankası A.Ş.

Notes to unconsolidated financial statements as of June 30, 2014 (continued)

(Unless otherwise stated amounts are expressed in thousands of Turkish Lira ("TL"))

Accounting policies (continued)

Under the Turkish Corporate Tax Law, losses can be carried forward to offset against future taxable income for up to five years. Losses cannot be carried back to offset profits from previous periods.

In Turkey, there is no procedure for a final and definitive agreement on tax assessments. Tax returns are required to be filled and delivered to the related tax office until the evening of the 25th of the fourth month following the balance sheet date and the accrued tax is paid until the end of the same month. Tax returns are open for 5 years from the beginning of the year following the balance sheet date and during this period the tax authorities have the right to audit tax returns, and the related accounting records on which they are based, and may issue re-assessments based on their findings.

b. Deferred tax:

The Bank calculates and accounts for deferred income taxes for temporary differences arising between the tax bases of assets and liabilities and their carrying amounts in these financial statements in accordance with "Turkish Accounting Standard for Income Taxes" ("TAS 12") and in accordance with BRSA's explanations and circulars and the tax legislation, the Bank calculates deferred tax on deductible temporary differences except for general loan loss provisions, to the extent that future taxable income is estimated to be available. In the deferred tax calculation, the enacted tax rate, in accordance with the tax legislation, is used as of the balance sheet date.

Deferred tax liabilities are recognized for all resulting temporary differences whereas deferred tax assets resulting from temporary differences are recognized to the extent that future taxable profit will be available against which the deferred tax asset can be utilised.

The calculated deferred tax asset and deferred tax liability are presented as net in these financial statements.

Tax effects of the transactions that are directly accounted under equity are also reflected to equity.

Additionally, in accordance with the related legislation of BRSA, deferred tax effect, if income, is not eligible for dividend distribution and share capital increase.

c. Transfer pricing:

The article no.13 of the Corporate Tax Law No.5520 describes the issue of transfer pricing under the title of "disguised profit distribution" by way of transfer pricing (previously included as "Disguised profit" in the Corporate Tax Law No.5422). "The General Communiqué on Disguised Profit Distribution by Way of Transfer Pricing" published at November 18, 2007/26704, explains the application related issues on this topic effective from January 1, 2007, also taking into account the regulations in Article 41 of the Income Tax Law.

"Arm's length principle", which is the basis for the transfer pricing rule, is the pricing system to be followed for purchase or sale activities between related parties for any product or service transactions as if the transaction is realized with any other third party. According to this communiqué, if the taxpayers conduct transactions like purchase and sale of goods or services with the related parties where the prices are not determined according to the arm's length principle, then it will be concluded that there is a disguised profit distribution by way of transfer pricing. Such disguised profit distributions will not be deducted from the corporate tax base for tax purposes.

As discussed in the relevant section of this communiqué, the taxpayers are required to fill out the "Transfer Pricing, Controlled Foreign Entities and Thin Capitalization" form for the purchase and sale of goods or services conducted with their related parties in a taxation period, attach these forms to their corporate tax returns and submit to the tax offices.

(Convenience translation of publicly announced unconsolidated financial statements originally issued in Turkish, See note I. of Section three)

Yapı ve Kredi Bankası A.Ş.

Notes to unconsolidated financial statements as of June 30, 2014 (continued)

(Unless otherwise stated amounts are expressed in thousands of Turkish Lira ("TL"))

Accounting policies (continued)

XVIII. Explanations on borrowings:

Trading and derivative financial liabilities are valued with their fair values and the other financial liabilities are carried at "amortised cost" including costs of transactions using the "effective interest method".

The Bank utilises various hedging techniques to minimise the currency, interest rate and liquidity risks of its financial liabilities. No convertible bonds have been issued by the Bank.

Also, the Bank obtains funds by issuing bonds and bills.

XIX. Explanations on issuance of share certificates:

When shares are issued above their nominal value, the excess over the nominal value is accounted under shareholders' equity as "Share premium".

No dividend payments were announced after the balance sheet date.

XX. Explanations on avalized drafts and letter of acceptances:

Avalized drafts and acceptances are included in the "Off-balance sheet commitments".

XXI. Explanations on government grants:

In accordance with the related articles of the "Law Regarding the Supporting of Research and Development Activities" numbered 5746, until balance sheet date, the Bank received government grant from TÜBİTAK amounting to TL 1.203 (December 31, 2013 - TL 1.203).

XXII. Profit reserves and profit distribution:

Retained earnings as per the statutory financial statements other than legal reserves are available for distribution, subject to the legal reserve requirement referred to below. Legal reserves consist of first and second reserves as foreseen in the TCC. The TCC specifies that the first legal reserve is appropriated at the rate of 5% until the total reserve is equal to 20% of paid-in capital and that the second legal reserve is appropriated at the rate of 10% of distributions in excess of 5% of paid-in capital; however holding companies are not subject to this application. According to the Turkish Commercial Code, legal reserves can only be used to compensate for accumulated losses and cannot be used for other purposes unless they exceed 50% of paid-in capital.

XXIII. Earnings per share:

Earnings per share disclosed in the income statement are calculated by dividing net profit/(loss) for the year to the weighted average number of shares outstanding during the period concerned.

	Current Period	Prior Period
Net Income/(loss) from continuing operations to be appropriated to ordinary shareholders	915.156	1.161.967
Weighted average number of issued ordinary shares(thousand)	434.705.128	434.705.128
Earnings per share from continued operations (full TL)	0,0021	0,0027

(Convenience translation of publicly announced unconsolidated financial statements originally issued in Turkish, See note I. of Section three)

Yapı ve Kredi Bankası A.Ş.

Notes to unconsolidated financial statements as of June 30, 2014 (continued)

(Unless otherwise stated amounts are expressed in thousands of Turkish Lira ("TL"))

Accounting policies (continued)

In Turkey, companies can increase their share capital by making a pro-rata distribution of shares ("bonus shares") to existing shareholders from retained earnings. These bonus shares are treated as issued shares in earnings per share computations. For the purpose of earnings per share computations, the weighted average number of shares outstanding during the year is adjusted in respect of bonus shares issued without a corresponding change in resources by giving them a retroactive effect. In case bonus shares are distributed after the balance sheet date but before the preparation of the financial statements, earnings per share is calculated considering the new number of shares.

As of June 30, 2014 no bonus shares were issued during 2014 (December 31, 2013 - no bonus shares were issued).

XXIV. Related parties:

For the purpose of these financial statements, shareholders having control shares of the Bank, key management personnel and board members together with their families and companies controlled by/affiliated with them, associated companies and joint ventures and the Fund providing post employment benefits are considered and referred to as related parties in accordance with "Turkish Accounting Standard for Related Parties" ("TAS 24"). The transactions with related parties are disclosed in detail in Note VII of Section Five.

XXV. Explanations on operating segments:

Information about operating segments which are determined in line with "Turkish Financial Reporting Standard about Operating Segments" ("TFRS 8") together with organizational and internal reporting structure of the Bank, are disclosed in Note XV of Section Four.

XXVI. Explanations on other matters:

None.

Yapı ve Kredi Bankası A.Ş.

Notes to unconsolidated financial statements as of June 30, 2014 (continued)

(Unless otherwise stated amounts are expressed in thousands of Turkish Lira ("TL"))

Section Four

Information related to financial position of the Bank

I. Explanations on capital adequacy ratio:

- a. The capital adequacy ratio of the Bank is 15,40% (December 31, 2013 – 16,00%).
- b. The capital adequacy ratio is calculated in accordance with the "Regulation Regarding the Measurement and Evaluation of Banks' Capital Adequacy Ratio", "Regulation Credit Risk Mitigation Techniques", "Regulation on calculation of Risk-Weighted Amounts of Securitizations" published in the Official Gazette No. 28337 dated June 28, 2012 and "Regulation Regarding Banks' Shareholders' Equity" published in the Official Gazette No. 26333 as of November 1, 2006".

For the calculation of amounts subject to credit risk, the Bank classifies the loans in the related risk weight taking into consideration the risk classes, ratings and the risk mitigating factors. "Comprehensive collateral method" is used in considering the risk mitigating factors for the banking and trading book.

For the calculation of capital adequacy ratio; financial information, which is prepared in accordance with the current regulations, is used. Within the scope of this Regulation, trading books and banking books are defined and they become subject to credit risk and market risk calculations. In addition, market risk and operational risk calculations are included in the calculation of the capital adequacy ratio, in accordance with the existing regulation.

Amounts taken into consideration as deduction items are subject to credit risk calculations. Assets subject to amortization or impairment are taken into consideration after relevant nettings over their net book values for the calculation of risk-weighted assets.

In the calculation of the value at credit risk for non-cash loans and commitments, the receivables from counterparties in such transactions are weighted after netting with specific provisions that are classified under liabilities and calculated based on the Provisioning Regulation. The net amounts are then multiplied by the rates stated in the Article 5 of the Regulation and included in the relevant exposure category defined in the Regulation.

In accordance with Article 5 of the Regulation, counterparty credit risk is calculated for repo transactions, securities and commodities. The "Fair Value Valuation Method" mentioned in the communiqué is used for the counterparty credit risk calculations.

In the calculation of the value at credit risk for the derivative financial instruments which are in banking books, the receivables from counterparties are multiplied by the rates stated in the Regulation, reduced as per the "Regulation on Credit Risk Mitigation Techniques" and then included in the relevant exposure category defined in Regulation.

(Convenience translation of publicly announced unconsolidated financial statements originally issued in Turkish, See note I. of Section three)

Yapı ve Kredi Bankası A.Ş.

Notes to unconsolidated financial statements as of June 30, 2014 (continued)

(Unless otherwise stated amounts are expressed in thousands of Turkish Lira ("TL"))

Information related to financial position of the Bank (continued)

Information related to capital adequacy ratio:

	Risk Weights									
	%0	%20	%50	%75	%100	%150	%200	%250	Toplam	
Amounts subject to credit risk	30.081.970	4.141.739	24.592.176	38.670.961	74.500.933	3.161.809	6.816.911	775.595	182.742.094	
Risk classifications:										
Conditional and unconditional receivables from central governments or central banks	27.947.449	-	5.877.018	-	-	-	-	-	33.824.467	
Conditional and unconditional receivables from regional or local governments	-	149	-	-	-	-	-	-	149	
Conditional and unconditional receivables from administrative units and non-commercial enterprises	-	-	-	-	1.402	-	-	-	1.402	
Conditional and unconditional receivables from multilateral development banks	7.269	-	-	-	-	-	-	-	7.269	
Conditional and unconditional receivables from international organizations	-	-	-	-	-	-	-	-	-	
Conditional and unconditional receivables from banks and brokerage houses	-	4.039.026	5.580.820	-	502.637	-	-	-	10.122.483	
Conditional and unconditional receivables from corporates	-	-	-	-	62.497.222	-	-	-	62.497.222	
Conditional and unconditional retail receivables	-	-	-	38.670.961	6.008.683	-	-	-	44.679.644	
Conditional and unconditional receivables secured by mortgages	-	-	13.132.787	-	-	-	-	-	13.132.787	
Past due receivables	-	-	-	-	658.305	427.275	-	-	1.085.580	
Receivables defined as high risk category by the Regulator	-	-	1.551	-	13.360	2.734.534	6.816.911	775.595	10.341.951	
Secured by mortgages	-	-	-	-	-	-	-	-	-	
Securitization positions	-	-	-	-	-	-	-	-	-	
Short-term receivables from banks, brokerage houses and corporates	-	-	-	-	-	-	-	-	-	
Investments similar to collective investment funds	-	-	-	-	-	-	-	-	-	
Other receivables	2.127.252	102.564	-	-	4.819.324	-	-	-	7.049.140	
Credit Risk Weighted Amounts	-	828.348	12.296.088	29.003.221	74.500.933	4.742.714	13.633.822	1.938.988	136.944.114	

Summary information about capital adequacy ratio:

	Current Period	Prior Period
Capital Requirement for Credit Risk (Value at Credit Risk*0,08) (CRCR)	10.955.529	10.042.902
Capital requirement for market risk (MRCR)	197.429	197.468
Capital requirement for operational risk (ORCR)	817.197	802.350
Shareholders' equity	23.038.777	22.084.113
Shareholders' equity/((CRCR+MRCR+ORCR) * 12,5) * 100	15,40	16,00
Tier 1 capital /((CRCR+MRCR+ORCR) * 12,5) * 100	11,36	-
Common equity Tier 1 capital /((CRCR+MRCR+ORCR) * 12,5) * 100	12,09	-

(Convenience translation of publicly announced unconsolidated financial statements originally issued in Turkish, See note I. of Section three)

Yapı ve Kredi Bankası A.Ş.

Notes to unconsolidated financial statements as of June 30, 2014 (continued)

(Unless otherwise stated amounts are expressed in thousands of Turkish Lira ("TL"))

Information related to financial position of the Bank (continued)

Information about shareholders' equity items:

	June 30, 2014
Common Equity Tier 1 Capital	
Paid-in Capital to be Entitled for Compensation after All Creditors	4.347.051
Share Premium	543.881
Share Cancellation Profits	-
Legal Reserves	10.471.497
Other Comprehensive Income according to TAS	1.989.800
Profit	915.156
Net Current Period Profit	915.156
Prior Period Profit	-
Provisions for Possible Losses	205.160
Bonus Shares from Associates, Subsidiaries and Joint-Ventures not Accounted in Current Period's Profit	15.107
Common Equity Tier 1 capital before regulatory adjustments	18.487.652
Common Equity Tier 1 capital: regulatory adjustments	
Current and Prior Periods' Losses not Covered by Reserves, and Losses Accounted under Equity according to TAS (-)	-
Leasehold Improvements on Operational Leases (-)	71.382
Goodwill and Intangible Assets and Related Deferred Tax Liabilities (-)	270.578
Net Deferred tax assets / liabilities (-)	-
Shares Obtained against Article 56, Paragraph 4 of the Banking Law (-)	-
Investments in own common equity (-)	-
Total of Net Long Positions of the Investments in Equity Items of Unconsolidated Banks and Financial Institutions where the Bank does not own 10% or less of the Issued Share Capital Exceeding the 10% Threshold of above Tier I Capital (-)	-
Total of Net Long Positions of the Investments in Equity Items of Unconsolidated Banks and Financial Institutions where the Bank owns 10% or less of the Issued Share Capital Exceeding the 10% Threshold of above Tier I Capital (-)	-
Mortgage servicing rights (amount above 10% threshold) (-)	-
Deferred tax assets arising from temporary differences (amount above 10% threshold, net of related tax liability) (-)	-
Amount Exceeding the 15% Threshold of Tier I Capital as per the Article 2, Clause 2 of the Regulation on Measurement and Assessment of Capital Adequacy Ratios of Banks (-)	-
The Portion of Net Long Position of the Investments in Equity Items of Unconsolidated Banks and Financial Institutions where the Bank owns 10% or more of the Issued Share Capital not deducted from Tier I Capital (-)	-
Mortgage servicing rights (amount above 10% threshold) (-)	-
Excess Amount arising from Deferred Tax Assets from Temporary Differences (-)	-
Other items to be defined by the regulator (-)	-
Regulatory adjustments applied to Common Equity Tier 1 due to insufficient Additional Tier 1 and Tier 2 to cover deductions (-)	63.027
Total regulatory adjustments to Common equity Tier 1	404.987
Common Equity Tier 1 capital	18.082.665
Additional Tier 1 capital: instruments	
Privileged stocks which are not included in common equity and share premiums	-
Directly issued qualifying Additional Tier 1 instruments (approved by the regulators) plus related stock surplus (Issued or Obtained after 1.1.2014)	-
Directly issued qualifying Additional Tier 1 instruments (approved by the regulators) plus related stock surplus (Issued or Obtained after 1.1.2014)	-
Additional Tier 1 capital before regulatory adjustments	
Additional Tier 1 capital: regulatory adjustments	
Direct and Indirect Investments of the Bank on its own Additional Core Capital (-)	-
Total of Net Long Positions of the Investments in Equity Items of Unconsolidated Banks and Financial Institutions where the Bank does not own 10% or less of the Issued Share Capital Exceeding the 10% Threshold of above Tier I Capital (-)	-
The Total of Net Long Position of the Direct or Indirect Investments in Additional Tier I Capital of Unconsolidated Banks and Financial Institutions where the Bank owns more than 10% of the Issued Share Capital (-)	-
Other items to be Defined by the regulator (-)	-
Regulatory adjustments applied to Additional Tier 1 due to insufficient Tier 2 to cover deductions (-)	-
Total regulatory adjustments to Additional Tier 1 capital	-
Additional Tier 1 capital	-

(Convenience translation of publicly announced unconsolidated financial statements originally issued in Turkish, See note I. of Section three)

Yapı ve Kredi Bankası A.Ş.

Notes to unconsolidated financial statements as of June 30, 2014 (continued)

(Unless otherwise stated amounts are expressed in thousands of Turkish Lira ("TL"))

Information related to financial position of the Bank (continued)

Regulatory adjustments to Common Equity	
Goodwill and Other Intangible Assets and Related Deferred Taxes not deducted from Tier I Capital as per the Temporary Article 2, Clause 1 of the Regulation on Measurement and Assessment of Capital Adequacy Ratios of Banks (-)	1.082.311
Net Deferred Tax Asset/Liability not deducted from Tier I Capital as per the Temporary Article 2, Clause 1 of the Regulation on Measurement and Assessment of Capital Adequacy Ratios of Banks (-)	-
Tier 1 capital	17.000.354
Tier 2 capital	
Directly issued qualifying Tier 2 Instruments (that are approved by the regülatör) plus related stock surplus (Issued or Obtained after 1.1.2014)	
Directly issued qualifying Tier 2 Instruments (that are approved by the regülatör) plus related stock surplus (Issued or Obtained before 1.1.2014)	4.764.266
Pledged sources on behalf of the Bank for the use of committed share capital increase by shareholders	-
Generic Provisions	1.602.537
Tier 2 capital before regulatory adjustments	6.366.803
Tier 2 capital: regulatory adjustments	
Direct and Indirect Investments of the Bank on its own Tier II Capital (-)	-
Total of Net Long Positions of the Investments in Equity Items of Unconsolidated Banks and Financial Institutions where the Bank does not own 10% or less of the Issued Share Capital Exceeding the 10% Threshold of above Tier I Capital (-)	-
The Total of Net Long Position of the Direct or Indirect Investments in Additional Core Capital and Tier II Capital of Unconsolidated Banks and Financial Institutions where the Bank Owns 10% or more of the Issued Share Capital Exceeding the 10% Threshold of Tier I Capital (-)	-
Other items to be Defined by the regulator (-)	-
Total regulatory adjustments to Tier 2 capital	-
Tier 2 capital	6.366.803
Total capital	23.367.157
Loans Granted against the Articles 50 and 51 of the Banking Law (-)	21.046
Net Book Values of Movables and Immovables Exceeding the Limit Defined in the Article 57, Clause 1 of the Banking Law and the Assets Acquired against Overdue Receivables and Held for Sale but Retained more than Five Years (-)	6.581
Loans to Banks, Financial Institutions (domestic/foreign) or Qualified Shareholders in the form of Subordinated Debts or Debt Instruments Purchased from Such Parties and Qualified as Subordinated Debts (-)	176.336
Deductions as per the Article 20, Clause 2 of the Regulation on Measurement and Assessment of Capital Adequacy Ratios of Banks (-)	-
Other items to be Defined by the regulator (-)	124.417
The Portion of Total of Net Long Positions of the Investments in Equity Items of Unconsolidated Banks and Financial Institutions where the Bank does not own 10% or less of the Issued Share Capital Exceeding the 10% Threshold of above Tier I Capital not deducted from Tier I Capital, Additional Core Capital or Tier II Capital as per the Temporary Article 2, Clause 1 of the Regulation (-)	-
The Portion of Total of Net Long Positions of the Investments in Equity Items of Unconsolidated Banks and Financial Institutions where the Bank owns more than 10% of the Issued Share Capital Exceeding the 10% Threshold of above Tier I Capital not deducted from Additional Core Capital or Tier II Capital as per the Temporary Article 2, Clause 1 of the Regulation (-)	-
The Portion of Net Long Position of the Investments in Equity Items of Unconsolidated Banks and Financial Institutions where the Bank owns 10% or more of the Issued Share Capital, of the Net Deferred Tax Assets arising from Temporary Differences and of the Mortgage Servicing Rights not deducted from Tier I Capital as per the Temporary Article 2, Clause 2, Paragraph (1) and (2) and Temporary Article 2, Clause 1 of the Regulation (-)	-
Shareholders's equity	23.038.777
Amounts below the thresholds for deduction	793.319
Remaining Total of Net Long Positions of the Investments in Own Fund Items of Unconsolidated Banks and Financial Institutions where the Bank owns 10% or less of the Issued Share Capital	-
Remaining total of net long positions of the investments in Tier I Capital of Unconsolidated Banks and Financial Institutions where the Bank owns more than 10% or less of the Tier I Capital	-
Remaining mortgage servicing rights	-
Net deferred tax assets arising from temporary differences	793.319

(Convenience translation of publicly announced unconsolidated financial statements originally issued in Turkish, See note I. of Section three)

Yapı ve Kredi Bankası A.Ş.

Notes to unconsolidated financial statements as of June 30, 2014 (continued)

(Unless otherwise stated amounts are expressed in thousands of Turkish Lira ("TL"))

Information related to financial position of the Bank (continued)

Information about shareholders' equity items:

	December 31, 2013
Core Capital	
Paid-in capital	4.347.051
Nominal capital	4.347.051
Capital commitments (-)	-
Adjustment to paid-in capital	-
Share premium	543.881
Share repeal	-
Legal reserves	8.530.472
Adjustment to legal reserves	-
Profit	3.202.975
Net current period profit	3.202.975
Prior period profit	-
Provisions for possible losses up to 25% of core capital	190.112
Income on sale of equity shares and real estates ⁽¹⁾	298.614
Primary subordinated loans	-
Loss (in excess of Reserves) (-)	-
Net current period's losses	-
prior periods' losses	-
Leasehold Improvements on Operational Leases (-)	81.772
Intangible assets (-)	1.376.092
Deferred-assets for tax which exceeds 10% of core capital (-)	-
Excess amount expressed in the Law (Article 56, 3rd paragraph) (-)	-
Total core capital	15.655.241
Supplementary capital	
General reserves	1.470.671
45% of increase in revaluation fund of movables	-
45% of increase in revaluation fund of fixed assets	-
Bonus Shares from Associates, Subsidiaries and Joint-Ventures not Accounted in Current Period's Profit	15.107
Primary Subordinated Debts excluding the portion included in Core Capital	-
Secondary subordinated loans ⁽²⁾	5.089.496
45% of value increase fund of financial assets available for sale and associates and subsidiaries	218.684
Adjustment to paid-in capital, profit reserves and previous years losses(except adjustment to legal reserves)	-
Total supplementary capital	6.793.958
Capital	22.449.199
Deductions from the capital	365.086
Partnership share on banks and financial institutions (domestic and abroad) that are not consolidated, with a shareholding of 10% and above	63.027
The sum of partnership share on banks and financial institutions (domestic and abroad), with shareholding of less than 10%, but exceeding 10% and more of the sum of core and supplementary capital of the bank	-
Loans extended to banks, financial institutions (domestic and abroad) and qualified shareholders, like secondary subordinated loan and debt instruments purchased from these institutions issued, like primary and secondary subordinated loan	162.443
Loans extended being noncompliant with articles 50 and 51 of the Law	3.203
Net book values of properties owned, exceeding 50% of banks' equity and properties, and trade goods overtaken in exchange for loans and receivables that should be disposed within five years in accordance with article 57 of the Law, but not yet disposed	6.638
Securitization positions that is deducted -preferably- from the shareholders' equity	-
Other	129.775
Total shareholders' equity	22.084.113

Details on calculation in accordance with the temporary calculations on Own Fund:

Adjustments to Common equity Tier 1 are performed according to the Temporary Article 2, Clause 1 of the Regulation on Measurement and Assessment of Capital Adequacy Ratios of Banks.

(Convenience translation of publicly announced unconsolidated financial statements originally issued in Turkish, See note I. of Section three)

Yapı ve Kredi Bankası A.Ş.

Notes to unconsolidated financial statements as of June 30, 2014 (continued)

(Unless otherwise stated amounts are expressed in thousands of Turkish Lira ("TL"))

Information related to financial position of the Bank (continued)

Details on Subordinated Liabilities:

Details on Subordinated Liabilities:					
	1	2	3	4	5
Issuer	UNICREDIT BANK	BANK AUSTRIA	MERRILL LYNCH	CITIBANK	YKB
Unique identifier (eg CUSIP, ISIN or Bloomberg identifier for private placement)	-	-	-	-	XS0861979440/US984848A873
Governing law(s) of the instrument	BRSA	BRSA	BRSA	BRSA	BRSACMB/LONDON STOCK EXCHANGE
Regulatory treatment	Supplementary Capital	Supplementary Capital	Supplementary Capital	Supplementary Capital	Supplementary Capital
Transitional Basel III rules	Yes	Yes	Yes	Yes	Yes
Eligible at stand-alone / consolidated	Stand alone - Consolidated	Stand alone - Consolidated	Stand alone - Consolidated	Stand alone - Consolidated	Stand alone - Consolidated
Instrument type (types to be specified by each jurisdiction)	Loan	Loan	Loan	Loan	Bond
Amount recognised in regulatory capital (Currency in mil, as of most recent reporting date)	1,186	998	231	226	2,123
Par value of instrument	1,242	998	1,446	578	2,123
Accounting classification	Liability --	Liability --	Liability --	Liability --	Liability --
Original date of issuance	Subordinated Loans- amortised cost	Subordinated Loans- amortised cost	Subordinated Loans- amortised cost	Subordinated Loans- amortised cost	Subordinated Loans- amortised cost
Perpetual or dated	09 January 2013	21 November 2013	31 March 2006	25 June 2007	06 December 2012
Original maturity date	Dated	Dated	Dated	Dated	Dated
Issuer call subject to prior supervisory approval	10 years	10 years	10 years	10 years	10 years
Optional call date, contingent call dates and redemption amount	Yes	Yes	Yes	Yes	Yes
Subsequent call dates, if applicable	After 5 th year	After 5 th year	-	-	Alter 5 th year
Coupons / dividends	After 5 th year	After 5 th year	-	-	Alter 5 th year
Fixed or floating dividend/coupon	3 months	3 months	6 months	6 months	6 months
Coupon rate and any related index	Fixed	Fixed	Floating	Floating	Fixed
Existence of a dividend stopper	5.5	6.35	EURIBOR + 3%	EURIBOR + 2.78%	5.5
Fully discretionary, partially discretionary or mandatory	-	-	-	-	-

(Convenience translation of publicly announced unconsolidated financial statements originally issued in Turkish, See note I. of Section three)

Yapı ve Kredi Bankası A.Ş.
Notes to unconsolidated financial statements as of June 30, 2014 (continued)
(Unless otherwise stated amounts are expressed in thousands of Turkish Lira ("TL"))

Information related to financial position of the Bank (continued)
Details on Subordinated Liabilities (continued):

	Details on Subordinated Liabilities (continued):				
	1	2	3	4	5
Existence of step up or other incentive to redeem	-	-	-	-	-
Noncumulative or cumulative	Noncumulative	Noncumulative	Noncumulative	Noncumulative	Noncumulative
Convertible or non-convertible	None	None	None	None	None
If convertible, conversion trigger (s)	-	-	-	-	-
If convertible, fully or partially	-	-	-	-	-
If convertible, conversion rate	-	-	-	-	-
If convertible, mandatory or optional conversion	-	-	-	-	-
If convertible, specify instrument type convertible into	-	-	-	-	-
If convertible, specify issuer of instrument it converts into	-	-	-	-	-
Write-down feature	None	None	None	None	None
If write-down, write-down trigger(s)	-	-	-	-	-
If write-down, full or partial	-	-	-	-	-
If write-down, permanent or temporary	-	-	-	-	-
If temporary write-down, description of write-up mechanism	-	-	-	-	-
Position in subordination hierarchy in liquidation (specify instrument type immediately senior to instrument)	After the senior creditors, before the TIER 1 subdebt, same with TIER 2	After the senior creditors, before the TIER 1 subdebt, same with TIER 2	After the senior creditors, before the TIER 1 subdebt, same with TIER 2	After the senior creditors, before the TIER 1 subdebt, same with TIER 2	After the senior creditors, before the TIER 1 subdebt, same with TIER 2
In compliance with article number 7 and 8 of "Own fund regulation"	Yes	Yes	Yes	Yes	Yes
Details of incompliance with article number 7 and 8 of "Own fund regulation"	8-2-ğ	8-2-ğ	8-2-ğ	8-2-ğ	8-2-ğ

Yapı ve Kredi Bankası A.Ş.

Notes to unconsolidated financial statements as of June 30, 2014 (continued)

(Unless otherwise stated amounts are expressed in thousands of Turkish Lira ("TL"))

Information related to financial position of the Bank (continued)

c. Approaches for assessment of adequacy of internal capital requirements for current and future activities:

This footnote is not prepared in compliance with the Article 25 of the communique "Financial Statements and Related Disclosures and Footnotes to be Announced to Public by Banks" for the interim period financial statements.

II. Explanations on credit risk:

This footnote is not prepared in compliance with the Article 25 of the communique "Financial Statements and Related Disclosures and Footnotes to be Announced to Public by Banks" for the interim period financial statements.

III. Explanations on market risk:

Risk management activities of the Bank are carried out under the responsibility of the Bank's Board of Directors in accordance with "Regulation on Bank's Internal Control and Risk Management Systems" and "Regulation on Measurement and Assessment of Capital Adequacy Ratios of Banks".

In order to comply with the regulations, the Bank set its activities related with market risk management in accordance with "Regulation on Bank's Internal Control and Risk Management Systems" and "Regulation on Measurement and Assessment of Capital Adequacy Ratios of Banks" published in the Official Gazette no. 28337 dated June 28, 2012.

Market risk policies, which are approved by the Bank's Board of Directors and updated annually, if needed, include limit, methodologies, processes and responsibilities. Market risk calculations for the trading portfolio are performed by using standard method and Value at Risk (VaR) method. VaR is calculated using historical simulation method and reported to the management on a daily basis and to the Bank's Executive Committee on a monthly basis. In order to keep the effect of interest rate and foreign currency fluctuations at minimum, the Bank enters into derivative transactions of which some of the derivative transactions are subject to hedge accounting applications.

The table below shows details of the market risk as of June 30, 2014 in accordance with "Regulation on Banks' Internal Control and Risk Management Systems" and "Regulation on Measurement and Assessment of Capital Adequacy Ratios of Banks" published in the Official Gazette no. 28337 dated June 28, 2012.

(1) Explanations on market risk:

a. Information on market risk:

	Current Period	Prior Period
(I) Capital requirement against general market risk - standard method	101.972	63.954
(II) Capital requirement against specific risks - standard method	11.431	39.031
Capital requirement against specific risks of securitization positions- standard method	-	-
(III) Capital requirement against currency exchange risk - standard method	25.968	5.846
(IV) Capital requirement against commodity risks - standard method	252	667
(V) Capital requirement against exchange risks - standard method	-	-
(VI) Capital requirement against market risks of options - standard method	3.935	6.308
(VII) Capital requirement against counterparty credit risks - standard method	53.871	81.662
(VIII) Capital requirement against market risks of banks applying risk measurement model	-	-
(IX) Total capital requirement against market risk (I+II+III+IV+V+VI+VII+VIII)	197.429	197.468
(IX) Value-at-market risk (12,5 x VIII) or (12,5 x IX)	2.467.863	2.468.350

Yapı ve Kredi Bankası A.Ş.

Notes to unconsolidated financial statements as of June 30, 2014 (continued)

(Unless otherwise stated amounts are expressed in thousands of Turkish Lira ("TL"))

Information related to financial position of the Bank (continued)

b. This footnote is not prepared in compliance with the Article 25 of the communique "Financial Statements and Related Disclosures and Footnotes to be Announced to Public by Banks" for the interim period financial statements.

(2) Quantitative information on counterparty risk:

This footnote is not prepared in compliance with the Article 25 of the communique "Financial Statements and Related Disclosures and Footnotes to be Announced to Public by Banks" for the interim period financial statements.

(3) Explanations on calculation of capital requirements through a risk measurement model which is permitted to be used by the authorities:

This footnote is not prepared in compliance with the Article 25 of the communique "Financial Statements and Related Disclosures and Footnotes to be Announced to Public by Banks" for the interim period financial statements.

IV. Explanations on operational risk:

This footnote is not prepared in compliance with the Article 25 of the communique "Financial Statements and Related Disclosures and Footnotes to be Announced to Public by Banks" for the interim period financial statements.

V. Explanations on currency risk:

The difference between the Bank's foreign currency denominated and foreign currency indexed on- and off-balance sheet assets and liabilities is defined as the "Net Foreign Currency Position" and it is the basis of currency risk. Cross currency risk is also taken into consideration for the currency risk calculations and measurements.

The Bank keeps the amount of currency risk exposure within the related legal limits and follows the exchange position on a daily/regular basis. In addition, although the internal exchange position limit is lower when compared to the related legal limit, there has not been any limit exceeding during the period. As an instrument of currency risk management, derivatives such as swap and forwards are used to reduce risk whenever needed. In order to guard against extreme volatility during the year stress tests are applied. Value at risk method is used for the measurement of foreign exchange risk.

The details of hedging of the foreign currency debt instruments and net foreign currency investment risk with derivative instruments are disclosed in section four Note XIII.

The Bank's publicly announced foreign exchange bid rates as of the date of the financial statements and for the last five work days prior to that date are as follows:

(Exchange rates presented as full TL)

	USD	EUR
Balance sheet evaluation rate	2,12340 TL	2,89190 TL
First day current bid rate	2,12920 TL	2,89920 TL
Second day current bid rate	2,13840 TL	2,91040 TL
Third day current bid rate	2,13120 TL	2,90240 TL
Fourth day current bid rate	2,13920 TL	2,90700 TL
Fifth day current bid rate	2,13730 TL	2,90690 TL
Arithmetic average of the last 31 days:	2,13430 TL	2,93650 TL
Balance sheet evaluation rate as of Prior Period:	2,11541 TL	2,87611 TL

(Convenience translation of publicly announced unconsolidated financial statements originally issued in Turkish, See note I. of Section three)

Yapı ve Kredi Bankası A.Ş.

Notes to unconsolidated financial statements as of June 30, 2014 (continued)

(Unless otherwise stated amounts are expressed in thousands of Turkish Lira ("TL"))

Information related to financial position of the Bank (continued)

	EUR	USD	OTHER FC ⁽⁴⁾	Total
Current Period				
Assets				
Cash (cash in vault, effectives, cash in transit, cheques purchased) and balances with the Central Bank of the Republic of Turkey	5.918.646	8.400.227	2.714.756	17.033.629
Banks	863.694	957.744	91.566	1.913.004
Financial assets at fair value through profit or loss	16.009	95.392	172	111.573
Money market placements	-	-	-	-
Available-for-sale financial assets	338.039	2.886.479	10.343	3.234.861
Loans ⁽¹⁾	11.515.106	25.585.206	578.509	37.678.821
Investments in associates, subsidiaries and joint ventures	400.624	216.017	43.404	660.045
Held-to-maturity investments	144.902	2.748.677	1	2.893.580
Hedging derivative financial assets	-	681	-	681
Tangible assets	-	-	-	-
Intangible assets	-	-	-	-
Other assets ⁽²⁾	258.019	185.707	173.945	617.671
Total assets	19.455.039	41.076.130	3.612.696	64.143.865
Liabilities				
Bank deposits	31.573	574.323	11.867	617.763
Foreign currency deposits	13.030.370	25.824.950	1.549.332	40.404.652
Funds from money market	-	1.027.397	-	1.027.397
Funds borrowed from other financial institutions	6.928.586	7.797.439	633.830	15.359.855
Marketable securities issued	142.218	4.683.841	155.228	4.981.287
Miscellaneous payables	403.071	423.704	10.925	837.700
Hedging derivative financial liabilities	73.270	209.325	-	282.595
Other liabilities ⁽³⁾	2.809.782	4.988.037	12.909	7.810.728
Total liabilities	23.418.870	45.529.016	2.374.091	71.321.977
Net on-balance sheet position	(3.963.831)	(4.452.886)	1.238.605	(7.178.112)
Net off-balance sheet position⁽³⁾	4.032.074	4.723.865	(1.239.575)	7.516.364
Financial derivative assets	6.949.087	27.883.166	1.528.450	36.360.703
Financial derivative liabilities	2.917.013	23.159.301	2.768.025	28.844.339
Net Position	68.243	270.979	(970)	338.252
Non-cash loans	9.403.355	16.788.420	1.913.122	28.104.897
Prior Period				
Total assets	19.535.957	39.452.250	4.041.797	63.030.004
Total liabilities	26.795.435	45.165.857	1.810.081	73.771.373
Net on-balance sheet position	(7.259.478)	(5.713.607)	2.231.716	(10.741.369)
Net off-balance sheet position	7.265.312	5.815.756	(2.219.669)	10.861.399
Financial derivative assets	10.449.480	19.606.587	1.588.241	31.644.308
Financial derivative liabilities	3.184.168	13.790.831	3.807.910	20.782.909
Net Position	5.834	102.149	12.047	120.030
Non-cash loans	9.355.736	13.550.480	1.787.261	24.693.477

- (1) Includes FX indexed loans amounting to TL 4.731.419 (December 31, 2013 – TL 4.714.007) which have been disclosed as TL in the financial statements.
- (2) Does not include foreign currency prepaid expenses amounting to TL 59.666 (December 31, 2013 - TL 54.872).
- (3) Does not include foreign currency denominated general provisions for foreign currencies, hedged funds and marketable securities valuation differences under equity.
- (4) Other FC column also includes gold balance.
- (5) Forward transactions classified as commitments are also included.

Yapı ve Kredi Bankası A.Ş.

Notes to unconsolidated financial statements as of June 30, 2014 (continued)

(Unless otherwise stated amounts are expressed in thousands of Turkish Lira ("TL"))

Information related to financial position of the Bank (continued)

VI. Explanations on interest rate risk:

The monitoring of interest rate sensitive assets and liabilities, including sensitivity analysis regarding the effect of interest rate fluctuations on the financial statements, is performed by the risk management department for all interest sensitive instruments over carrying values. The results are presented monthly to the Asset and Liability Management function of the Executive Committee. By using sensitivity and scenario analyses, the possible effects by interest rate volatility are analyzed. In these analyses possible losses are calculated for the change in fair value of interest sensitive products by applying shock tests to interest rates.

Sensitivity analyses are also calculated daily within Market Risk reporting on the basis of maturity and foreign exchange types and reported to Senior Management by checking them against the determined limits.

The bank utilizes TL/foreign currency and TL/TL interest rate swap transactions in order to limit the interest and foreign currency risk arising from short-term deposit and long-term consumer loans within the TL balance sheet. Furthermore, in order to reduce the repricing mismatch in the foreign currency balance sheet, foreign currency/foreign currency interest rate swaps are utilized.

a. Interest rate sensitivity of assets, liabilities and off-balance sheet items based on repricing dates:

Current Period	Up to 1 month	1-3 months	3-12 months	1-5 years	5 years and over	Non interest bearing	Total
Assets							
Cash (cash in vault, effectives, cash in transit, cheques purchased) and balances with the Central Bank of the Republic of Turkey	-	-	-	-	-	19.547.599	19.547.599
Banks	26.753	199.727	259.264	-	-	1.534.800	2.020.544
Financial assets at fair value through profit/loss	115.685	124.677	360.645	60.049	33.179	-	694.235
Money market placements	2.356.859	195.301	8.050	-	-	-	2.560.210
Available-for-sale financial assets	869.379	2.076.035	5.542.691	3.040.347	3.312.777	106.371	14.947.600
Loans	22.374.445	16.299.748	39.729.716	20.136.220	6.046.396	1.085.787	105.672.312
Held-to-maturity investments	419.422	576.646	1.016.440	525.402	2.893.580	-	5.431.490
Other assets	151.658	112.993	94.827	-	-	7.043.016	7.402.494
Total assets	26.314.201	19.585.127	47.011.633	23.762.018	12.285.932	29.317.573	158.276.484
Liabilities							
Bank deposits	988.057	2.174	21.939	-	-	291.242	1.303.412
Other deposits	49.015.120	22.978.823	4.687.997	27.464	-	15.673.836	92.383.240
Funds from money market	212.045	527.400	215.141	285.666	-	-	1.240.252
Miscellaneous payables	-	-	-	-	-	6.950.826	6.950.826
Marketable securities issued	366.585	906.990	3.246.495	2.294.933	1.025.143	-	7.840.146
Funds borrowed from other financial institutions	3.893.528	6.833.012	3.212.705	1.832.464	461.519	-	16.233.228
Other liabilities and shareholders' equity	198.765	528.459	2.396.921	27.542	4.386.835	24.786.858	32.325.380
Total liabilities	54.674.100	31.776.858	13.781.198	4.468.059	5.873.497	47.702.762	158.276.484
Balance sheet long position	-	-	33.230.435	19.293.949	6.412.435	-	58.936.819
Balance sheet short position	(28.359.899)	(12.191.731)	-	-	-	(18.385.189)	(58.936.819)
Off-balance sheet long position	1.044.747	13.230.125	209.812	-	-	-	14.484.684
Off-balance sheet short position	-	-	-	(13.613.280)	(1.246.262)	-	(14.859.542)
Total position	(27.315.152)	1.038.394	33.440.247	5.680.669	5.166.173	(18.385.189)	(374.858)

(Convenience translation of publicly announced unconsolidated financial statements originally issued in Turkish, See note I. of Section three)

Yapı ve Kredi Bankası A.Ş.

Notes to unconsolidated financial statements as of June 30, 2014 (continued)

(Unless otherwise stated amounts are expressed in thousands of Turkish Lira ("TL"))

Information related to financial position of the Bank (continued)

Prior Period	Up to 1 month	1-3 months	3-12 months	1-5 years	5 years and over	Non interest bearing	Total
Assets							
Cash (cash in vault, effectives, cash in transit, cheques purchased) and balances with the Central Bank of the Republic of Turkey	-	-	-	-	-	18.777.182	18.777.182
Banks	1.269.494	191.460	29.610	217.731	-	1.293.351	3.001.646
Financial assets at fair value through profit/loss	681.151	284.116	605.569	78.496	15.910	-	1.665.242
Money market placements	2.899.828	-	-	-	-	-	2.899.828
Available-for-sale financial assets	1.478.922	1.800.046	3.015.914	3.363.521	3.360.951	92.507	13.111.861
Loans	21.368.120	23.436.173	26.995.043	17.436.018	5.655.889	1.147.487	96.038.730
Held-to-maturity investments	419.645	1.849.971	1.257.268	-	2.927.024	-	6.453.908
Other assets	51.591	128.772	287.264	-	-	6.465.288	6.932.915
Total assets	28.168.751	27.690.538	32.190.668	21.095.766	11.959.774	27.775.815	148.881.312
Liabilities							
Bank deposits	462.603	481.035	52.751	65	-	682.780	1.679.234
Other deposits	52.730.425	13.562.753	5.304.371	10.804	-	13.020.040	84.628.393
Funds from money market	895.883	1.536.041	673.882	287.140	-	-	3.392.946
Miscellaneous payables	-	-	-	-	-	6.856.339	6.856.339
Marketable securities issued	42.903	727.277	1.896.948	2.127.754	1.051.878	-	5.846.760
Funds borrowed from other financial institutions	3.200.701	7.024.279	3.747.923	1.925.741	529.264	-	16.427.908
Other liabilities and shareholders' equity	196.228	1.955.116	1.119.707	34.027	4.406.619	22.338.035	30.049.732
Total liabilities	57.528.743	25.286.501	12.795.582	4.385.531	5.987.761	42.897.194	148.881.312
Balance sheet long position	-	2.404.037	19.395.086	16.710.235	5.972.013	-	44.481.371
Balance sheet short position	(29.359.992)	-	-	-	-	(15.121.379)	(44.481.371)
Off-balance sheet long position	5.408.564	10.396.614	404.906	-	-	-	16.210.084
Off-balance sheet short position	-	-	-	(14.322.488)	(1.247.341)	-	(15.569.829)
Total position	(23.951.428)	12.800.651	19.799.992	2.387.747	4.724.672	(15.121.379)	640.255

b. Average interest rates for monetary financial instruments:

The following average interest rates are calculated by weighting the rates with their principal amounts outstanding as of the balance sheet date.

Current Period	EUR	USD	Yen	TL
	%	%	%	%
Assets⁽¹⁾				
Cash (cash in vault, effectives, cash in transit, cheques purchased) and balances with the Central Bank of the Republic of Turkey	-	-	-	-
Banks	-	2,48	-	10,32
Financial assets at fair value through profit/loss	2,97	3,99	-	9,06
Money market placements	-	-	-	10,33
Available-for-sale financial assets	5,49	6,49	-	10,69
Loans	4,98	5,07	5,13	13,69
Held-to-maturity investments	5,20	5,51	-	10,66
Liabilities⁽¹⁾				
Bank deposits	-	0,48	-	9,81
Other deposits	2,27	2,29	2,21	10,82
Funds from money market	-	1,46	-	8,91
Miscellaneous payables	-	-	-	-
Marketable securities issued	2,17	4,07	-	9,70
Funds borrowed from other financial institutions	1,77	3,58	3,01	9,26

(Convenience translation of publicly announced unconsolidated financial statements originally issued in Turkish, See note I. of Section three)

Yapı ve Kredi Bankası A.Ş.

Notes to unconsolidated financial statements as of June 30, 2014 (continued)

(Unless otherwise stated amounts are expressed in thousands of Turkish Lira ("TL"))

Information related to financial position of the Bank (continued)

Prior Period	EUR	USD	Yen	TL
	%	%	%	%
Assets⁽¹⁾				
Cash (cash in vault, effectives, cash in transit, cheques purchased) and balances with the Central Bank of the Republic of Turkey	-	-	-	-
Banks	0,39	0,86	-	8,15
Financial assets at fair value through profit/loss	2,34	4,59	-	9,07
Money market placements	0,50	-	-	8,56
Available-for-sale financial assets	5,41	6,75	-	9,39
Loans	4,93	4,91	4,93	12,37
Held-to-maturity investments	5,20	5,51	-	8,94
Liabilities⁽¹⁾				
Bank deposits	-	0,75	-	8,02
Other deposits	2,73	2,83	2,72	9,05
Funds from money market	-	0,89	-	4,63
Miscellaneous payables	-	-	-	-
Marketable securities issued	1,50	4,55	-	8,13
Funds borrowed from other financial institutions	2,07	3,52	2,99	8,79

(1) Does not include demand/non-interest transactions.

c. Interest rate risk arising from banking accounts:

The sensitivity analysis regarding the effect of interest rate fluctuations on the financial statements is performed for all interest earning assets and interest bearing liabilities.

Interest rate risk resulting from banking books comprise of repricing risk, yield curve risk, and basis risk.

Interest rate risk arising from banking book is measured in accordance with "The regulation of measurement and assessment of interest rate risk by standard shock method arising from banking accounts", published in the Official Gazette No. 28034 dated August 23, 2011 and legal limit of this measurement is monitored and reported monthly. Proportional amount of capital is provided in line with the same level of Interest rate risk arising from banking accounts.

Interest rate risk is measured and monitored monthly by market risk management. Duration analysis, gap analysis, basis points value analysis, scenario analysis and simulation of net interest income are performed and reported monthly to Asset Liability Management function of the Executive Committee. Interest sensitivity is measured most appropriately using the duration distribution map for every type of product. Investment decisions are done by taking into account the interest rate measurements. The maturity and interest risk for products with uncertain maturities is effectively measured using the behavioral analysis.

Economic value differences resulting from interest rate fluctuations as of June 30, 2014 are presented in the table below in accordance with the "Regulation of measurement and assessment of interest rate risk by standard shock method arising from banking accounts".

(Convenience translation of publicly announced unconsolidated financial statements originally issued in Turkish, See note I. of Section three)

Yapı ve Kredi Bankası A.Ş.

Notes to unconsolidated financial statements as of June 30, 2014 (continued)

(Unless otherwise stated amounts are expressed in thousands of Turkish Lira ("TL"))

Information related to financial position of the Bank (continued)

Currency	Applied shock (+/- x basis points)*	Gains/Losses	Gains/SE- Losses/SE
TRY	(+)500 bp	(1.930.737)	% (8,33)
TRY	(-)400 bp	1.858.997	%8,02
EUR	(+)200 bp	(82.027)	%(0,35)
EUR	(-)200 bp	112.952	%0,49
USD	(+)200 bp	136.771	%0,59
USD	(-)200 bp	(42.847)	% (0,18)
Total (For negative shocks)		1.929.102	%8,37
Total (For positive shocks)		(1.875.993)	% (8,14)

VII. Explanation on share certificates position risk from banking book:

a) Consolidated subsidiaries of the Bank are carried at fair value in the accompanying financial statements. Valuation differences at the end of the period are presented in marketable securities valuation differences account in shareholder's equity.

b) Comparison of carrying value of equity investments at fair value with the market value;

There is no equity instruments which are traded in organized markets, as of 30,June 2014.

c) Information on realized gains/losses, revaluation surpluses and unrealized gains/losses on equity securities and results included in core and supplementary capitals:

Below figures represent valuation differences, after tax, arising from fair value accounting of subsidiaries which are presented in the line item "marketable securities valuation differences" under equity and accumulated differences in the valuation of assets held for sale.

Portfolio	Realized gains (losses) in the current period	Revaluation Surpluses		Unrealized gains and losses		
		Total	Amount under supplementary capital	Total	Amount under core capital	Amount under supplementary capital
1. Equity Shares Investments	-	397.293	397.293	-	-	-
2. Quoted Equity Shares	-	-	-	-	-	-
3. Other Equity Shares	-	-	-	-	-	-
Total	-	397.293	397.293	-	-	-

(Convenience translation of publicly announced unconsolidated financial statements originally issued in Turkish, See note I. of Section three)

Yapı ve Kredi Bankası A.Ş.

Notes to unconsolidated financial statements as of June 30, 2014 (continued)

(Unless otherwise stated amounts are expressed in thousands of Turkish Lira ("TL"))

Information related to financial position of the Bank (continued)

VIII. Explanations on liquidity risk:

Liquidity risk covers the inability to fund increases in assets or to meet liabilities when they are due and other risks arising from transactions undertaken in illiquid markets. These risks contain maturity mismatch risk, emergency risk and market liquidity risk.

The main objective of the Bank's overall liquidity management is to ensure the continuity of the Bank's payment obligations and sustain the level of payments availability in crisis time without risking the value and the brand name of the Bank. For this reason, two different models are defined: the current situation liquidity management and emergency situation liquidity management.

The current situation liquidity risk is monitored by the reports of short and long term liquidity. Short-term liquidity position is monitored on a daily basis including the legal Liquidity Adequacy Reports as to whether the position is within legal limits. Long-term liquidity position aims to ensure the financial stability of the balance sheet and is monitored on a monthly basis. On a monthly basis, the Asset and Liability Management function within the scope of the meetings of the Executive Board evaluates the Bank's liquidity position and actions are taken when necessary.

In cases when the future financial events require more liquidity than the Bank's daily liquidity needs, the Bank carries out its activities accordance with the "Emergency Situation Liquidity Plan" where duties and responsibilities are defined in detail. Liquidity stress test scenarios are used to measure the Bank's resistance to unexpected situations.

The Bank issues bonds and obtains long-term bank loans to overcome the current short-term funding of the banking sector.

(Convenience translation of publicly announced unconsolidated financial statements originally issued in Turkish, See note I. of Section three)

Yapı ve Kredi Bankası A.Ş.

Notes to unconsolidated financial statements as of June 30, 2014 (continued)

(Unless otherwise stated amounts are expressed in thousands of Turkish Lira ("TL"))

Information related to financial position of the Bank (continued)

Breakdown of assets and liabilities according to their remaining maturities:

	Demand	Up to 1 month	1-3 months	3-12 months	1-5 years	5 years and over	Unclassified ^{(1),(2)}	Total
Current Period								
Assets								
Cash (cash in vault, effectives, cash in transit, cheques purchased) and balances with the Central Bank of the Republic of Turkey	4.970.249	14.577.350	-	-	-	-	-	19.547.599
Banks	1.534.800	26.753	199.727	259.264	-	-	-	2.020.544
Financial assets at fair value through profit or loss	-	103.328	100.473	258.381	151.003	81.050	-	694.235
Money market placements	-	2.356.859	195.301	8.050	-	-	-	2.560.210
Available-for-sale financial assets	100.382	7.055	114.901	2.377.762	4.538.131	7.803.380	5.989	14.947.600
Loans	-	16.444.896	10.264.377	24.582.994	31.087.696	22.206.562	1.085.787	105.672.312
Held-to-maturity investments	-	419.422	242.795	-	1.541.842	3.227.431	-	5.431.490
Other assets ⁽¹⁾	1.555.380	740.697	-	121.809	205.938	31.731	4.746.939	7.402.494
Total assets	8.160.811	34.676.360	11.117.574	27.608.260	37.524.610	33.350.154	5.838.715	158.276.484
Liabilities								
Bank deposits	291.242	988.057	2.174	21.939	-	-	-	1.303.412
Other deposits	15.673.836	53.983.322	18.065.251	4,633,367	27,464	-	-	92,383,240
Funds borrowed from other financial institutions	-	711.901	1,109,565	8,221,215	4,596,853	1,593,694	-	16,233,228
Funds from money market	-	212,045	527,400	215,141	285,666	-	-	1,240,252
Marketable securities issued	-	366,585	906,930	3,246,496	2,294,932	1,025,143	-	7,840,146
Miscellaneous payables	1,139,958	5,810,868	-	-	-	-	-	6,950,826
Other liabilities ⁽²⁾	502,437	403,563	301,732	641,535	3,752,530	4,937,921	21,785,662	32,325,360
Total liabilities	17,607,473	62,476,341	20,913,112	16,979,693	10,957,445	7,556,758	21,785,662	158,276,484
Net liquidity gap	(9,446,662)	(27,799,981)	(9,795,538)	10,628,567	26,567,165	25,793,396	(15,946,947)	-
Prior Period								
Total assets	6,138,005	35,822,430	13,018,089	22,867,641	34,873,193	30,239,702	5,922,252	148,881,312
Total liabilities	15,349,461	60,046,863	17,228,410	17,710,423	11,326,245	7,625,266	19,594,644	148,881,312
Net liquidity gap	(9,211,456)	(24,224,433)	(4,210,321)	5,157,218	23,546,948	22,614,436	(13,672,392)	-

(1) Assets that are necessary for continuance of banking activities and that cannot be liquidated in the short-term, such as fixed and intangible assets, investments in associates, subsidiaries, assets held for sale, stationary stocks, prepaid expenses and loans under follow-up, are classified in this column.

(2) Shareholders' equity is presented under the "Other liabilities" item in the "Unclassified" column.

IX. Explanations on securitization positions:

None.

X. Credit risk mitigation techniques:

The Bank does not use on-balance and off-balance sheet netting for the calculation of credit risk mitigation factors.

The Bank applies credit risk mitigation according to the comprehensive method in compliance with the article 34 of the "Regulation on Credit Risk Mitigation Techniques". Only cash and cash equivalent collaterals are taken into account for the purpose of credit risk migration.

Credit derivatives are not taken into consideration for credit risk mitigation techniques.

Cash and cash equivalent collaterals considered for the mitigating the credit risk, are taken into account at their nominal values. Standard margin is applied where currencies of exposure and the collateral are different.

Mortgage collaterals considered for mitigating the credit risk, are taken into account with the expertise value (which are also reviewed by the expert group of the Bank) determined by CMB licensed appraisal companies' experts. Based on these values of the collaterals, total amount of credit risk is determined in accordance with the maximum Loan-to-Value ratio set by BRSA. For the guarantees that are taken to mitigate the credit risk, credit worthiness of the guarantor is measured.

(Convenience translation of publicly announced unconsolidated financial statements originally issued in Turkish, See note I. of Section three)

Yapı ve Kredi Bankası A.Ş.

Notes to unconsolidated financial statements as of June 30, 2014 (continued)

(Unless otherwise stated amounts are expressed in thousands of Turkish Lira ("TL"))

Information related to financial position of the Bank (continued)

The Bank carries out its activities in accordance with the BRSA Communiqué for the valuation of the loans granted for financing of a real estate.

Cheques and notes in connection with a real business transaction are taken into consideration to mitigate the credit risk.

In order to use bank guarantee as collateral for a credit risk, it is required to have a counterparty limit on behalf of the guarantor bank and not to have mismatch of the maturity and the amount of the guarantee and the credit risk.

In the process of credit allocation, cash blockage guarantees, pledges, mortgages, guarantees and warranties are considered as risk-reducing collaterals.

The Bank's exposure to risks is measured and monitored periodically by using internationally recognized methods, in accordance with international and local regulations and internal policies. With regards to the limitation of risks, also internal limits are employed besides regulatory limits. Possible changes that may occur in the economic environment are taken into account for determining these limits.

Information about guarantees according to risk classifications:

Current Period	Amount ⁽¹⁾	Financial guarantees ⁽²⁾	Other / Physical guarantees ⁽²⁾	Guarantees and credit derivatives ⁽²⁾
Conditional and unconditional receivables from central governments or central banks	35.771.222	1.021.956	-	-
Conditional and unconditional receivables from regional or local governments	746	-	-	-
Conditional and unconditional receivables from administrative units and non-commercial enterprises	13.960	-	-	-
Conditional and unconditional receivables from multilateral development banks	109.620	-	-	-
Conditional and unconditional receivables from international organizations	-	-	-	-
Conditional and unconditional receivables from banks and brokerage houses	33.497.750	10.416	-	-
Conditional and unconditional receivables from corporates	177.831.651	2.695.518	-	163.869
Conditional and unconditional retail receivables	131.381.097	462.855	-	32.844
Conditional and unconditional receivables secured by mortgages	13.475.590	-	-	-
Past due receivables	1.085.580	-	-	-
Receivables defined in high risk category by the Regulator	10.465.897	42.751	-	-
Securities collateralized by mortgages	-	-	-	-
Securitization positions	-	-	-	-
Short-term receivables from banks, brokerage houses and corporates	-	-	-	-
Other Receivables	7.049.140	-	-	-
Total	410.682.253	4.233.496	-	196.713

(1) Figures represent the total amount of credit risks prior to the risk mitigating calculations as per the "Regulation on Credit Risk Mitigation Techniques".

(2) Figures represent the total amount of collaterals which are taken into consideration for the risk mitigating calculations. Other risk reducing items are not included in this table such as; mortgages, pledges, guarantees and warranties.

Yapı ve Kredi Bankası A.Ş.

Notes to unconsolidated financial statements as of June 30, 2014 (continued)

(Unless otherwise stated amounts are expressed in thousands of Turkish Lira ("TL"))

Information related to financial position of the Bank (continued)

XI. Explanations on strategies and policies of the risk management system:

Risk management strategy of the Bank includes measurement and monitoring of the risks with the methods that are defined in accordance with the international standards and local regulations. Also it includes having a sustainable growth in the framework of optimized capital use in accordance with the principle of keeping a balanced risk and return approach.

Risk Management Department including the sub-departments of "Credit Risk Control and Operational Risk Management", "Market Risk Management" and "Credit Risk Management", reports to the Board of Directors through the Audit Committee.

Credit risk rating models are mainly used to measure and monitor the credit risk. The rating model is used in day to day activities of the Bank such as, for the evaluation of new credit applications, determination of credit approval authority levels and monitoring the performance of the existing customer portfolio. Performance of the rating model is monitored by a validation team on a regular basis.

Reports related to the loan portfolio of the Bank are distributed to the relevant departments within the Bank, on a regular basis. Expected loss calculations for the Bank's loan portfolio are performed and used for determining the objectives and policies of the Bank.

Market Risk Analysis unit is responsible for measuring, monitoring and distributing the results of the market risk to the relevant departments within the Bank, as well as reviewing the valuation calculations of financial instruments, which are subject to market risk, in accordance with accounting standards.

The Bank's exposure to risks is measured and monitored periodically by using internationally recognized methods, in accordance with international regulations, local regulations and internal policies. In addition to the regulatory limits, there are also internal limits set to measure and monitor the risk. Possible changes that may occur in the economic environment are taken into account for determining these limits.

XII. Explanations on the presentation of financial assets and liabilities at fair values:

This footnote is not prepared in compliance with the Article 25 of the communique "Financial Statements and Related Disclosures and Footnotes to be Announced to Public by Banks" for the interim period financial statements.

XIII. Explanations on hedge accounting:

The Bank applies the following hedge accounting models as of June 30, 2014:

- Fair value Hedge ("FVH")
- Cash Flow Hedge ("CFH")

Cross currency interest rate swaps are used as hedging instrument in FVH and interest rate swaps are used as hedging instrument in CFH.

Contractual amounts and the fair values as at June 30, 2014 and December 31, 2013 of these hedging instruments are presented in the table below:

Hedging instrument	Current Period			Prior Period		
	Notional ⁽¹⁾	Asset	Liability	Notional ⁽¹⁾	Asset	Liability
Interest rate swap / Cross currency interest rate swap (CFH)	18.266.700	219.754	497.205	17.508.859	160.252	386.395
Cross currency interest rate swap (FVH)	531.975	139.724	-	1.104.763	307.375	-
Total	18.798.675	359.478	497.205	18.613.622	467.627	386.395

(1) Only the "sell" legs of the related derivatives are presented with the addition of the "buy" legs of these derivatives amounting to TL 19.116.825 (December 31, 2013 – TL 19.015.071) the total notional of derivative financial assets amounting to TL 37.915.500 (December 31, 2013 – TL 37.628.693) is accounted for in off-balance sheet under "Hedging Derivative Financial Instruments" line item.

(Convenience translation of publicly announced unconsolidated financial statements originally issued in Turkish, See note I. of Section three)

Yapı ve Kredi Bankası A.Ş.

Notes to unconsolidated financial statements as of June 30, 2014 (continued)

(Unless otherwise stated amounts are expressed in thousands of Turkish Lira ("TL"))

Information related to financial position of the Bank (continued)

The fair valuation methodology of the derivatives presented in the above table is disclosed in the accounting principles section of these financial statements in Section III. Part IV.

Fair value hedge accounting:

Starting from March 1, 2009, the Bank has hedged the possible fair value effects of changes in market interest rates on part of its fixed interest TL mortgage and car loan portfolios and fair value effects of changes in foreign exchange rates on part of its foreign currency denominated funding by using cross-currency interest rate swaps. The Bank selected to apply macro FVH accounting for such relationship in accordance with TAS 39.

The impact of application of FVH accounting is summarized below:

Current Period						
Type of hedging instrument	Hedged item (asset and liability)	Nature of hedged risks	Fair value difference / adjustment of the hedged item ⁽¹⁾	Net fair value of the hedging instrument ⁽²⁾		Net gain/(loss) recognised in the income statement (Derivative financial transactions gains/losses) ⁽³⁾
				Asset	Liability	
Cross currency interest rate swaps	Fixed interest TL mortgage and car loan portfolios and foreign currency funds	Fixed interest and changes in foreign exchange rate risk	(3.160)	139.724	-	1.954

- (1) The amount refers to the fair value of the hedged item calculated for the TL fixed interest mortgage and car loans in accordance with hedge accounting effectiveness tests. The foreign exchange rate changes of foreign currency fundings and cross-currency swaps are reflected to the income statement in foreign exchange gains / losses line item.
(2) The amounts include the foreign exchange differences and net straight line interest accruals of the related derivatives.
(3) The ineffective portion of the mentioned hedging transaction is TL 2.171

Prior Period						
Type of hedging instrument	Hedged item (asset and liability)	Nature of hedged risks	Fair value difference / adjustment of the hedged item ⁽¹⁾	Net fair value of the hedging instrument ⁽²⁾		Net gain/(loss) recognised in the income statement (Derivative financial transactions gains/losses) ⁽³⁾
				Asset	Liability	
Cross currency interest rate swaps	Fixed interest TL mortgage and car loan portfolios and foreign currency funds	Fixed interest and changes in foreign exchange rate risk	(5.113)	307.375	-	(153.748)

- (1) The amount refers to the fair value of the hedged item calculated for the TL fixed interest mortgage and car loans in accordance with hedge accounting effectiveness tests. The foreign exchange rate changes of foreign currency funding and cross-currency swaps are reflected to the income statement in foreign exchange gains / losses line item.
(2) The amounts include the foreign exchange differences and net straight line interest accruals of the related derivatives.
(3) The ineffective portion of the mentioned hedging transaction is TL 10.397.

At the inception date, the Bank documents the relationship between the hedging instruments and hedged items required by the FVH accounting application in accordance with TAS 39 and its own risk management policies and principles. Every individual relationship is approved and documented in accordance with the same methodology. In accordance with TAS 39, the effectiveness tests of the relationships are performed in accordance with the Bank's risk management policies. In the effectiveness tests, the fair values of the hedged item are calculated using the same assumptions used in calculation of fair values of the derivatives.

Yapı ve Kredi Bankası A.Ş.

Notes to unconsolidated financial statements as of June 30, 2014 (continued)

(Unless otherwise stated amounts are expressed in thousands of Turkish Lira (“TL”))

Information related to financial position of the Bank (continued)

The effectiveness tests are performed prospectively and retrospectively on a monthly basis. At the inception date the effectiveness tests are performed prospectively. If the underlying hedge does not conform to the FVH accounting requirements (out of the 80%-125% effectiveness range) or if the management voluntarily decides to discontinue the hedging relation, the adjustments made to the carrying value (amortized cost) of the hedged item are amortized with the straight line method and recognized in the profit and loss accounts. In addition if the hedging instrument is sold or closed before its maturity, the amount of the fair value adjustments of the hedged items are amortized to profit and loss accounts with the straight line method.

Cash flow hedge accounting:

The Bank started to apply macro cash flow hedge accounting from January 1, 2010 onwards in order to hedge its cash flow risk from floating interest rate liabilities. The hedging instruments are USD, EUR and TL interest rate swaps with floating receive, fixed pay legs, and the hedged item is the cash outflows due to financing of interests of repricing USD, EUR and TL deposits, borrowings and repos.

The impact of application of CFH accounting is summarized below:

Current Period						
Type of hedging instrument	Hedged item (asset and liability)	Nature of hedged risks	Net fair value of the hedging instrument		Net gain/(loss) recognized in hedging funds ⁽¹⁾	Net gain/(loss) reclassified to equity ⁽²⁾⁽³⁾
			Asset	Liability		
			Interest rate swaps	Customer deposits, borrowings and repos		

(1) Includes deferred tax impact.

(2) Includes tax and foreign exchange differences.

(3) The ineffective portion of the mentioned hedging transaction is amounting TL 7.579 realized as an expense.

Prior Period						
Type of hedging instrument	Hedged item (asset and liability)	Nature of hedged risks	Net fair value of the hedging instrument		Net gain/(loss) recognized in hedging funds ⁽¹⁾	Net gain/(loss) reclassified to equity ⁽²⁾⁽³⁾
			Asset	Liability		
			Interest rate swaps	Customer deposits and repos		

(1) Includes deferred tax impact.

(2) Includes tax and foreign exchange differences.

(3) The ineffective portion of the mentioned hedging transaction is TL 434.

At the inception date, the Bank documents the relationship between the hedging instruments and hedged items required by the CFH accounting application in accordance with TAS 39 and its own risk management policies and principles. Every individual relationship is approved and documented in the same way. In accordance with TAS 39, the effectiveness tests of the relationships are performed in accordance with the Bank's risk management policies.

The effectiveness tests are performed on a monthly basis. If the underlying hedge does not conform to the CFH accounting requirements (out of the 80%-125% effectiveness range) or if the management voluntarily decides to discontinue the hedging relation or the hedging instrument is sold or closed before its maturity, the cumulative gain or loss on the hedging instrument that has been recognised in other comprehensive income from the period when the hedge was effective shall remain separately in equity until the forecast transaction occurs or is no longer expected to occur. When the hedged forecasted transactions are no longer expected to occur, the net cumulative gain or loss is reclassified from other comprehensive income to profit and loss.

(Convenience translation of publicly announced unconsolidated financial statements originally issued in Turkish, See note I. of Section three)

Yapı ve Kredi Bankası A.Ş.

Notes to unconsolidated financial statements as of June 30, 2014 (continued)

(Unless otherwise stated amounts are expressed in thousands of Turkish Lira ("TL"))

Information related to financial position of the Bank (continued)

XIV. Explanations on the activities carried out on behalf of others and fiduciary transactions:

The Bank carries out trading, custody, management and consulting services on behalf of customers and on their account. The Bank has no fiduciary transactions.

XV. Explanations on operating segments:

The Bank carries out its banking operations through three main business units:

- (1) Retail Banking
- (2) Corporate and Commercial Banking
- (3) Private Banking and Wealth Management.

The Bank's Retail Banking activities include card payment systems, SME (small medium size enterprises) banking and individual banking. Retail Banking products and services offered to customers include card payment systems, consumer loans (including general purpose loans, auto loans, mortgages), commercial installment loans, SME loans, time and demand deposits, gold banking, investment accounts, life and non-life insurance products and payroll services. Card payment systems cover the management of products, services, campaigns for member merchants as well as the sales and activities for a variety of customer types. Crystal, Play, Adios and Taksitçi are the other card brands providing services for the different segments within the World brand, shopping and marketing platform of the Bank. The Bank also offers debit card and a prepaid card named World Hediye Card.

Corporate and Commercial Banking segment is organized into three subgroups: Corporate Banking for large-scale companies, Commercial Banking for medium-sized enterprises and Multinational Companies Banking for multinational companies. Corporate and Commercial Banking, has a product range of working capital finance, trade finance, project finance, domestic and international non-cash loans such as letters of credit and letters of guarantee, cash management and internet banking.

Through its Private Banking and Wealth Management activities, the Bank serves high net worth customers and delivers investment products to this customer segment. Among the products and services offered to Private Banking customers are time deposit products, capital guaranteed funds, mutual funds, Type A Type B funds, derivative products such as forwards, futures and options in domestic futures exchange (VOB) and international markets, personal loans, foreign exchange, gold and equity trading, pension plans, insurance products and 7/24 safe deposit boxes and e-banking services. Also, personal art advisory, inheritance advisory, real estate advisory, tax advisory and philanthropic advisory are offered within the Private Banking and Wealth Management activities.

The Bank's widespread branch network and alternative distribution channels including ATMs, telephone banking, internet banking and mobile banking are utilized to serve customers in all segments.

The below table is prepared in accordance with the Management Information System (MIS) data of the Bank.

(Convenience translation of publicly announced unconsolidated financial statements originally issued in Turkish, See note I. of Section three)

Yapı ve Kredi Bankası A.Ş.

Notes to unconsolidated financial statements as of June 30, 2014 (continued)

(Unless otherwise stated amounts are expressed in thousands of Turkish Lira ("TL"))

Information related to financial position of the Bank (continued)

Major balance sheet and income statement items based on operating segments:

Current Period	Retail banking	Corporate and commercial banking	Private banking and wealth management	Treasury, asset-liability management and other	Total operations of the Bank
Operating revenue continuing	1.439.796	972.993	102.348	1.183.122	3.698.259
Operating expenses continuing	(1.457.385)	(266.595)	(42.124)	(945.936)	(2.712.040)
Net operating income continuing	(17.589)	706.398	60.224	237.186	986.219
Dividend income ⁽¹⁾	-	-	-	174.129	174.129
Profit/Loss before tax	(17.589)	706.398	60.224	411.315	1.160.348
Tax provision expense ⁽¹⁾	-	-	-	(245.192)	(245.192)
Net period income from continuing operations	(17.589)	706.398	60.224	166.123	915.156
Net period income from discontinued operations	-	-	-	-	-
Net profit	(17.589)	706.398	60.224	166.123	915.156
Segment asset ⁽²⁾	47.989.965	45.914.473	182.786	61.943.272	156.030.496
Investments in associates, subsidiaries and joint ventures	-	-	-	2.245.988	2.245.988
Total assets	47.989.965	45.914.473	182.786	64.189.260	158.276.484
Segment liabilities ⁽²⁾	34.238.591	34.735.511	22.094.976	49.221.571	140.290.649
Shareholders' equity	-	-	-	17.985.835	17.985.835
Total liabilities	34.238.591	34.735.511	22.094.976	67.207.406	158.276.484

Prior Period	Retail banking	Corporate and commercial banking	Private banking and wealth management	Treasury, asset-liability management and other	Total operations of the Bank
Operating revenue continuing	1.621.721	826.637	76.116	1.132.696	3.657.170
Operating expenses continuing	(1.278.972)	(242.412)	(35.183)	(741.836)	(2.298.403)
Net operating income continuing	342.749	584.225	40.933	390.860	1.358.767
Dividend income ⁽¹⁾	-	-	-	95.477	95.477
Profit/Loss before tax	342.749	584.225	40.933	486.337	1.454.244
Tax provision expense ⁽¹⁾	-	-	-	(292.277)	(292.277)
Net period income from continuing operations	342.749	584.225	40.933	194.060	1.161.967
Net period income from discontinued operations	-	-	-	-	-
Net profit	342.749	584.225	40.933	194.060	1.161.967
Segment assets ⁽³⁾	47.229.794	41.802.945	177.420	57.237.856	146.448.015
Investments in associates, subsidiaries and joint ventures	-	-	-	2.433.297	2.433.297
Total assets	47.229.794	41.802.945	177.420	59.671.153	148.881.312
Segment liabilities ⁽³⁾	34.135.357	35.600.735	18.846.849	42.989.422	131.572.363
Shareholders' equity	-	-	-	17.308.949	17.308.949
Total liabilities	34.135.357	35.600.735	18.846.849	60.298.371	148.881.312

- (1) Dividend income and tax provision have not been distributed based on operating segments and presented under "Treasury, Asset-Liability Management and Other".
- (2) Income statement figures represent balances for the 3 months period ended June 30, 2013.
- (3) Segment asset and liability balances are extracted from Management Information Systems (MIS).

(Convenience translation of publicly announced unconsolidated financial statements originally issued in Turkish, See note I. of Section three)

Yapı ve Kredi Bankası A.Ş.

Notes to unconsolidated financial statements as of June 30, 2014 (continued)

(Unless otherwise stated amounts are expressed in thousands of Turkish Lira ("TL"))

Section Five

Explanations and notes related to unconsolidated financial statements

I. Explanations and notes related to assets

a. Information related to cash and the account of the Central Bank of the Republic of Turkey (the "CBRT"):

1. Information on cash and the account of the CBRT:

	Current Period		Prior Period	
	TL	FC	TL	FC
Cash	1.577.605	501.126	1.287.179	461.674
The CBRT ⁽¹⁾	936.365	16.532.099	43.293	16.984.910
Other	-	404	-	126
Total	2.513.970	17.033.629	1.330.472	17.446.710

(1) The balance of gold amounting to TL 2.683.863 is accounted for under the Central Bank foreign currency account (December 31, 2013 – TL 2.923.543).

2. Information on the account of the CBRT:

	Current Period		Prior Period	
	TL	FC	TL	FC
Demand unrestricted amount ⁽¹⁾	936.365	1.954.748	43.293	2.023.825
Time unrestricted amount	-	-	-	-
Reserve requirement ⁽²⁾	-	14.577.351	-	14.961.085
Total	936.365	16.532.099	43.293	16.984.910

(1) The TL reserve requirement has been classified in "Central Bank Demand Unrestricted Account" based on the correspondence with BRSA letter as of January 3, 2008.

(2) The Bank keeps TL, USD, EUR and Gold reserve deposits for its TL and FX liabilities at Central Bank accounts in accordance with the legislation of the Central Bank numbered 2005/1, "Decree on Reserve Deposits".

b. Information on financial assets at fair value through profit and loss:

The Bank does not have financial assets at fair value through profit and loss subject to repo transactions and does not have financial assets at fair value through profit and loss given as collateral/blocked amount (December 31, 2013 - None).

c. Positive differences related to trading derivative financial assets:

	Current Period		Prior Period	
	TL	FC	TL	FC
Forward transactions	62.302	-	180.238	-
Swap transactions ⁽¹⁾	441.751	84.558	1.183.707	83.328
Futures transactions	-	-	-	-
Options	46.953	14.350	160.289	20.966
Other	-	-	-	-
Total	551.006	98.908	1.524.234	104.294

(1) The effects of Credit Default Swaps are included.

Yapı ve Kredi Bankası A.Ş.

Notes to unconsolidated financial statements as of June 30, 2014 (continued)

(Unless otherwise stated amounts are expressed in thousands of Turkish Lira ("TL"))

Explanations and notes related to unconsolidated financial statements (continued)

ç. Information on banks:

1. Information on banks:

	Current Period		Prior Period	
	TL	FC	TL	FC
Banks				
Domestic	64.743	82	464.738	204.829
Foreign ⁽¹⁾	42.797	1.912.922	41.634	2.290.445
Head quarters and branches abroad	-	-	-	-
Total	107.540	1.913.004	506.372	2.495.274

(1) The balance of foreign currency account in foreign banks includes the balance of gold amounting to TL 62.329 (December 31, 2013 – TL 294.275).

2. Information on foreign banks account:

This footnote is not prepared in compliance with the Article 25 of the communique "Financial Statements and Related Disclosures and Footnotes to be Announced to Public by Banks" for the interim period financial statements.

d. Information on available-for-sale financial assets which are subject to repurchase agreements and given as collateral / blocked:

Carrying values of available-for-sale financial assets which are subject to repurchase agreements and given as collateral / blocked:

Available-for-sale financial assets given as collateral/blocked amounts to TL 886.301 (December 31, 2013 - TL 709.201) and available-for-sale financial assets subject to repo transactions amounts to TL 866.087 (December 31, 2013 – TL 2.320.047).

e. Information on available-for-sale financial assets:

	Current Period	Prior Period
Debt securities	14.948.142	13.393.691
Quoted on stock exchange	13.222.161	11.699.818
Not quoted ⁽¹⁾	1.725.981	1.693.873
Share certificates	51.304	51.299
Quoted on stock exchange	-	-
Not quoted	51.304	51.299
Impairment provision (-) ⁽²⁾	(156.341)	(425.276)
Other ⁽³⁾	104.495	92.147
Total	14.947.600	13.111.861

(1) Includes credit linked notes amounting to TL 1.012.545 (December 31, 2013 - TL 989.937.).

(2) The figure includes the negative differences between the cost and the market price of the securities and the impairment provisions, if any.

(3) Other available-for-sale financial assets include mutual funds.

(Convenience translation of publicly announced unconsolidated financial statements originally issued in Turkish, See note I. of Section three)

Yapı ve Kredi Bankası A.Ş.

Notes to unconsolidated financial statements as of June 30, 2014 (continued)

(Unless otherwise stated amounts are expressed in thousands of Turkish Lira ("TL"))

(4) **Explanations and notes related to unconsolidated financial statements (continued)**

f. Explanations on loans:

1. Information on all types of loans or advance balances given to shareholders and employees of the Bank:

	Current Period		Prior Period	
	Cash	Non-cash	Cash	Non-cash
Direct loans granted to shareholders	-	-	-	-
Corporate shareholders	-	-	-	-
Real person shareholders	-	-	-	-
Indirect loans granted to shareholders	39.412	525.988	20.756	450.294
Loans granted to employees	118.030	472	109.391	470
Total	157.442	526.460	130.147	450.764

2. Information on the first and second group loans and other receivables and loans and other receivables that have been restructured or rescheduled:

Cash Loans	Standard loans and other receivables		Loans and other receivables under close monitoring			
	Loans and other receivables (Total)	of which, terms & conditions are changed		Loans and other receivables (Total)	of which, terms & conditions are changed	
		Payment plan extensions	Other		Payment plan extensions	Other
Non-specialized loans	101.130.476	1.198.563	-	3.456.049	994.004	23.840
Loans given to enterprises	45.547.957	201.803	-	829.587	421.369	9.833
Export loans	4.293.760	142.956	-	87.071	64.296	-
Import loans	-	-	-	-	-	-
Loans given to financial sector	2.181.993	-	-	45	-	-
Consumer loans	18.830.808	480.719	-	1.138.696	129.092	9.289
Credit cards	16.533.944	216.098	-	521.170	90.163	4.459
Other	13.742.014	156.987	-	879.480	289.084	259
Specialized loans	-	-	-	-	-	-
Other receivables	-	-	-	-	-	-
Total	101.130.476	1.198.563	-	3.456.049	994.004	23.840

Number of modifications made to extend payment plan ⁽¹⁾⁽²⁾⁽³⁾	Standard loans and other receivables	Loans and other receivables under close monitoring
	Extended by 1 or 2 times	1.096.748
Extended by 3,4 or 5 times	46.848	103.115
Extended by more than 5 times	54.967	19.753
Total	1.198.563	994.004

(Convenience translation of publicly announced unconsolidated financial statements originally issued in Turkish, See note I. of Section three)

Yapı ve Kredi Bankası A.Ş.

Notes to unconsolidated financial statements as of June 30, 2014 (continued)

(Unless otherwise stated amounts are expressed in thousands of Turkish Lira ("TL"))

Explanations and notes related to unconsolidated financial statements (continued)

Extended period of time ⁽¹⁾⁽²⁾⁽³⁾	Standard loans and other receivables	Loans and other receivables under close monitoring
0 - 6 Months	282.135	61.529
6 - 12 Months	186.318	65.959
1 - 2 Years	289.459	197.040
2 - 5 Years	409.947	401.394
5 Years and over	30.704	268.082
Total	1.198.563	994.004

- (1) There is no loan which is subject to the temporary article 5 subsection 2 of the amendment of Provisioning Regulation dated on April 9, 2011.
- (2) There are sixteen loans restructured in accordance with temporary article 6 subsection 2 of the amendment of Provisioning Regulation dated December 30, 2011 with maturities between 0 to 6 months, 1 to 2 years, 2 to 5 years and 5 years over. Six of them was restructured three times, and rest of the ten are restructured once.
- (3) There is no loan which is subject to the temporary article 7 of the amendment of Provisioning Regulation dated on September 21, 2012.

3. Loans according to their maturity structure:

This footnote is not prepared in compliance with the Article 25 of the communique "Financial Statements and Related Disclosures and Footnotes to be Announced to Public by Banks" for the interim period financial statements.

4. Information on consumer loans, individual credit cards, personnel loans and personnel credit cards:

	Short-term	Medium and long-term	Total
Consumer loans-TL	162.156	19.227.237	19.389.393
Real estate loans	4.703	9.371.751	9.376.454
Automotive loans	5.862	885.119	890.981
Consumer loans	1.783	64.138	65.921
Other	149.808	8.906.229	9.056.037
Consumer loans-FC indexed	-	70.180	70.180
Real estate loans	-	69.480	69.480
Automotive loans	-	-	-
Consumer loans	-	700	700
Other	-	-	-
Individual credit cards-TL	12.792.474	776.516	13.568.990
With installments	6.493.276	773.190	7.266.466
Without installments	6.299.198	3.326	6.302.524
Personnel loans-TL	4.259	47.974	52.233
Real estate loans	-	1.311	1.311
Automotive loans	12	726	738
Consumer loans	-	-	-
Other	4.247	45.937	50.184
Personnel loans-FC indexed	-	-	-
Real estate loans	-	-	-
Automotive loans	-	-	-
Consumer loans	-	-	-
Other	-	-	-
Personnel credit cards-TL	63.953	919	64.872
With installments	30.433	919	31.352
Without installments	33.520	-	33.520
Credit deposit account-TL (real person)⁽¹⁾	457.698	-	457.698
Total	13.480.540	20.122.826	33.603.366

- (1) TL 925 of the credit deposit account belongs to the loans used by personnel.

(Convenience translation of publicly announced unconsolidated financial statements originally issued in Turkish, See note I. of Section three)

Yapı ve Kredi Bankası A.Ş.

Notes to unconsolidated financial statements as of June 30, 2014 (continued)

(Unless otherwise stated amounts are expressed in thousands of Turkish Lira ("TL"))

Explanations and notes related to unconsolidated financial statements (continued)

5. Information on commercial installment loans and corporate credit cards:

	Short-term	Medium and long-term	Total
Commercial installments loans-TL	735.781	6.864.017	7.599.798
Business loans	1.373	568.464	569.837
Automotive loans	36.164	1.801.753	1.837.917
Consumer loans	-	252	252
Other	698.244	4.493.548	5.191.792
Commercial installments loans-FC indexed	26.561	287.546	314.107
Business loans	-	18.399	18.399
Automotive loans	826	69.514	70.340
Consumer loans	-	-	-
Other	25.735	199.633	225.368
Corporate credit cards-TL	3.411.394	9.858	3.421.252
With installment	2.035.139	9.748	2.044.887
Without installment	1.376.255	110	1.376.365
Credit deposit account-TL (legal person)	866.880	-	866.880
Total	5.040.616	7.161.421	12.202.037

6. Loans according to types of borrowers:

This footnote is not prepared in compliance with the Article 25 of the communique "Financial Statements and Related Disclosures and Footnotes to be Announced to Public by Banks" for the interim period financial statements.

7. Distribution of domestic and foreign loans: Distribution has been disclosed based on the location where the customers operate.

	Current Period	Prior Period
Domestic loans	103.176.941	93.454.949
Foreign loans	1.409.584	1.436.294
Total	104.586.525	94.891.243

8. Loans granted to associates and subsidiaries:

	Current Period	Prior Period
Direct loans granted to associates and subsidiaries	147.279	109.348
Indirect loans granted to associates and subsidiaries	-	-
Total	147.279	109.348

9. Specific provisions provided against loans:

	Current Period	Prior Period
Loans and other receivables with limited collectibility	82.453	111.903
Loans and other receivables with doubtful collectibility	477.980	422.430
Uncollectible loans and other receivables	2.218.301	1.875.783
Total	2.778.734	2.410.116

Yapı ve Kredi Bankası A.Ş.

Notes to unconsolidated financial statements as of June 30, 2014 (continued)

(Unless otherwise stated amounts are expressed in thousands of Turkish Lira ("TL"))

Explanations and notes related to unconsolidated financial statements (continued)

10. Information on non-performing loans (net):

(i). Information on non-performing loans restructured or rescheduled, and other receivables:

	III. Group Loans and other receivables with limited collectibility	IV. Group Loans and other receivables with doubtful collectibility	V. Group Uncollectible loans and other receivables
Current Period	2.464	58.527	309.110
(Gross amounts before specific reserves)			
Restructured loans and other receivables	2.464	58.527	309.110
Rescheduled loans and other receivables	-	-	-
Prior Period	4.701	40.937	216.811
(Gross amounts before specific reserves)			
Restructured loans and other receivables	4.701	40.937	216.811
Rescheduled loans and other receivables	-	-	-

(ii). Information on the movement of total non-performing loans:

	III. Group Loans and other receivables with limited collectibility	IV. Group Loans and other receivables with doubtful collectibility	V. Group Uncollectible loans and other receivables
Prior Period	599.239	911.214	2.047.150
Additions (+)	837.481	58.244	43.980
Transfers from other categories of non-performing loans (+)	-	850.908	653.308
Transfer to other categories of non-performing loans (-)	850.908	653.308	-
Collections (-)	145.233	129.557	214.866
Write-offs(-)	-	-	143.131
Corporate and commercial loans	-	-	46.553
Consumer loans	-	-	46.015
Credit cards	-	-	50.563
Other	-	-	-
Current Period	440.579	1.037.501	2.386.441
Specific provision (-)	(82.453)	(477.980)	(2.218.301)
Net balance on balance sheet	358.126	559.521	168.140

The Bank sold part of its non-performing loans (from credit cards and consumer portfolio) amounting to nominal TL 96.578 which is fully provisioned to Destek Varlık Yönetimi A.Ş. and Girişim Varlık Yönetimi A.Ş. for TL 15.540, in accordance with the Board of Directors' decision dated June 25, 2014.

(iii). Information on non-performing loans granted as foreign currency loans:

	III. Group Loans and other receivables with limited collectibility	IV. Group Loans and other receivables with doubtful collectibility	V. Group Uncollectible loans and other receivables
Current Period			
Period end balance	-	152.467	373.368
Specific provision (-)	-	(68.769)	(254.507)
Net balance on-balance sheet	-	83.698	118.861
Prior Period			
Period end balance	117.601	7.276	376.599
Specific provision (-)	(23.517)	(6.273)	(261.633)
Net balance on-balance sheet	94.084	1.003	114.966

Yapı ve Kredi Bankası A.Ş.

Notes to unconsolidated financial statements as of June 30, 2014 (continued)

(Unless otherwise stated amounts are expressed in thousands of Turkish Lira ("TL"))

Explanations and notes related to unconsolidated financial statements (continued)

(iv). Information on the gross and net amounts of the non-performing loans according to types of borrowers:

	III. Group	IV. Group	V. Group
	Loans and other receivables with limited collectibility	Loans and other receivables with doubtful collectibility	Uncollectible loans and other receivables
Current Period (net)	358.126	559.521	168.140
Loans granted to real persons and corporate entities (gross)	440.579	1.037.501	2.277.870
Specific provision amount (-)	(82.453)	(477.980)	(2.109.730)
Loans granted to real persons and corporate entities (net)	358.126	559.521	168.140
Banks (gross)	-	-	24.575
Specific provision amount (-)	-	-	(24.575)
Banks (net)	-	-	-
Other loans and receivables (gross)	-	-	83.996
Specific provision amount (-)	-	-	(83.996)
Other loans and receivables (net) ⁽¹⁾	-	-	-
Prior Period (net)	487.336	488.784	171.367
Loans granted to real persons and corporate entities (gross)	599.239	911.214	1.938.572
Specific provision amount (-)	(111.903)	(422.430)	(1.767.205)
Loans granted to real persons and corporate entities (net)	487.336	488.784	171.367
Banks (gross)	-	-	24.582
Specific provision amount (-)	-	-	(24.582)
Banks (net)	-	-	-
Other loans and receivables (gross)	-	-	83.996
Specific provision amount (-)	-	-	(83.996)
Other loans and receivables (net) ⁽¹⁾	-	-	-

(1) The figure represents the total loans and receivables of Agrosan Kimya Sanayi Ticaret A.Ş., Tümteks Tekstil Sanayi Ticaret A.Ş. and balances from Boyasan Tekstil Sanayi ve Ticaret A.Ş. in accordance with the Article 6 Paragraph 9 of regulation for provisions taken into account classification of loans and receivables.

11. Explanation on liquidation policy for uncollectible loans and receivables;

This footnote is not prepared in compliance with the Article 25 of the communique "Financial Statements and Related Disclosures and Footnotes to be Announced to Public by Banks" for the interim period financial statements.

12. Explanation on "Write-off" policies:

This footnote is not prepared in compliance with the Article 25 of the communique "Financial Statements and Related Disclosures and Footnotes to be Announced to Public by Banks" for the interim period financial statements.

(Convenience translation of publicly announced unconsolidated financial statements originally issued in Turkish, See note I. of Section three)

Yapı ve Kredi Bankası A.Ş.

Notes to unconsolidated financial statements as of June 30, 2014 (continued)

(Unless otherwise stated amounts are expressed in thousands of Turkish Lira ("TL"))

Explanations and notes related to unconsolidated financial statements (continued)

g. Information on held-to-maturity investments:

1. Characteristics and carrying values of held-to-maturity investments subject to repurchase agreements given as collateral / blocked:

Held-to-maturity investments given as collateral / blocked amounts to TL 1.090.516 (December 31, 2013 - TL 1.365.524). The amount of held-to-maturity investments subject to repurchase agreements amounting to TL 720.762 (December 31, 2013 - TL 1.968.378).

2. Information on government debt securities held-to-maturity:

	Current Period	Prior Period
Government bond	5.431.490	6.453.908
Treasury bill	-	-
Other debt securities	-	-
Total	5.431.490	6.453.908

3. Information on investment securities held-to-maturity:

	Current Period	Prior Period
Debt securities	5.548.142	6.584.551
Quoted on stock exchange	5.548.142	6.584.551
Not quoted	-	-
Impairment provision (-) ⁽¹⁾	(116.652)	(130.643)
Total	5.431.490	6.453.908

- (1) Includes amortisation of the premiums paid during the purchase of the securities throughout the maturity of the securities and the impairment provisions, if any.

4. Movement of held-to-maturity investments within the period:

	Current Period	Prior Period
Beginning balance	6.453.908	5.686.448
Foreign currency differences on monetary assets ⁽¹⁾	(37.691)	613.541
Purchases during the year	561.762	262.570
Disposals through sales and redemptions	(1.560.480)	(17.486)
Impairment provision (-) ⁽²⁾	13.991	(91.165)
Period end balance	5.431.490	6.453.908

- (1) Also includes the changes in the interest income accruals.

- (2) Includes amortisation of the premiums paid during the purchase of the securities throughout the maturity of the securities and the impairment provisions, if any.

(Convenience translation of publicly announced unconsolidated financial statements originally issued in Turkish, See note I. of Section three)

Yapı ve Kredi Bankası A.Ş.

Notes to unconsolidated financial statements as of June 30, 2014 (continued)

(Unless otherwise stated amounts are expressed in thousands of Turkish Lira ("TL"))

Explanations and notes related to unconsolidated financial statements (continued)

ğ. Information on investments in associates (net):

1. Information on unconsolidated investments in associates:

No	Description	Address (City/ Country)	Bank's share holding percentage if different voting percentage (%)	Bank's risk group share holding percentage(%)
1.	Banque de Commerce et de Placements S.A.	Cenevre/İsviçre	30,67	30,67
2.	Kredi Kayıt Bürosu ⁽¹⁾	İstanbul/Türkiye	18,18	18,18
3.	Bankalararası Kart Merkezi A.Ş. ⁽¹⁾	İstanbul/Türkiye	9,98	9,98

2. Main financial figures of the investments in associates in the order of the above table:

No	Total assets	Shareholders' equity	Total fixed assets	Interest income	Income from marketable securities portfolio	Current period profit/loss	Prior period profit/loss	Fair value
1.	5.743.453	862.877	5.474	57.163	9.964	36.037	23.472	-
2.	104.072	79.180	51.627	917	-	9.275	5.365	-
3.	46.505	25.427	31.918	189	-	3.047	282	-

(1) Financial statement information disclosed above shows March 31, 2014 results.

3. Movement of unconsolidated investments in associates:

	Current Period	Prior Period
Balance at the beginning of the period	47.907	47.907
Movements during the period	-	-
Purchases	-	-
Transfers	-	-
Free shares obtained profit from current year's share	-	-
Profit from current year's income	-	-
Sales	-	-
Revaluation (decrease) / increase	-	-
Impairment provision	-	-
Balance at the end of the period	47.907	47.907
Capital commitments	-	-
Share holding percentage at the end of the period (%)	-	-

(Convenience translation of publicly announced unconsolidated financial statements originally issued in Turkish, See note I. of Section three)

Yapı ve Kredi Bankası A.Ş.

Notes to unconsolidated financial statements as of June 30, 2014 (continued)

(Unless otherwise stated amounts are expressed in thousands of Turkish Lira ("TL"))

Explanations and notes related to unconsolidated financial statements (continued)

4. Information on sectors and the carrying amounts of unconsolidated financial investments in associates:

	Current Period	Prior Period
Banks	43.404	43.404
Insurance companies	-	-
Factoring companies	-	-
Leasing companies	-	-
Finance companies	-	-
Other financial investments	-	-
Total financial investments	43.404	43.404

5. The Bank has no investments in associates quoted on a stock exchange.

h. Information on shareholders' equity of the significant subsidiaries (net):

There is no deficit of regulatory limits on capital structure of the subsidiaries which are included in the consolidated capital adequacy ratio calculation in accordance with the capital adequacy ratio limits.

1. Information on equity of the subsidiaries:

	Yapı Kredi Yatırım Menkul Değerler A.Ş.	Yapı Kredi Faktoring A.Ş.	Yapı Kredi Finansal Kiralama A.O.	Yapı Kredi Portföy Yönetimi A.Ş.	Yapı Kredi Nederland N.V.
Core Capital					
Paid-in capital	98.918	60.714	389.928	5.707	112.442
Inflation adjustment to share capital	-	-	-	-	-
Share premium	-	-	-	-	-
Marketable Securities Valuation	-	-	-	-	(3.962)
Differences	13.614	-	-	-	-
Legal reserves	70.137	8.034	79.305	18.878	-
Extraordinary reserves	193.207	10.458	619.019	-	373.243
Other reserves	119	12	40	-	267.467
Profit/loss	(19.236)	136.045	351.370	8.907	29.067
Current period net profit	50.710	29.151	73.129	8.907	29.067
Prior period profit	(69.946)	106.894	278.241	-	-
Leasehold improvements (-)	-	-	-	-	-
Intangible assets (-)	1.690	41	3.200	456	535
Total core capital	355.069	215.222	1.436.462	33.036	777.722
Supplementary capital	-	9.575	22.748	-	162
Capital	355.069	224.797	1.459.210	33.036	777.884
Deductions from the capital	-	-	-	-	-
Total shareholders' equity	355.069	224.797	1.459.210	33.036	777.884

The above information is based on the consolidated financial statements of the Bank as of June 30, 2014.

There is no internal capital adequacy assessment process (ICAAP) for the subsidiaries.

Paid-in capital is a capital which have been disclosed as Turkish Lira in the articles of incorporation and registered in trade register.

Inflation adjustment to share capital is the adjustment difference arising from inflation accounting.

(Convenience translation of publicly announced unconsolidated financial statements originally issued in Turkish, See note I. of Section three)

Yapı ve Kredi Bankası A.Ş.

Notes to unconsolidated financial statements as of June 30, 2014 (continued)

(Unless otherwise stated amounts are expressed in thousands of Turkish Lira ("TL"))

Explanations and notes related to unconsolidated financial statements (continued)

Extraordinary Reserves are the reserves which represent the remaining net income of the previous periods after providing the legal reserves in accordance with the General Assembly of the Bank.

Legal reserves are the income reserves that are provided according to the first paragraph and the third subparagraph of the second paragraph of the article no 466 and no 467 of the Turkish Commercial Code No. 6762 allocated as capital reserves separated from annual profit according to the laws of foundation.

2. Information on subsidiaries:

No	Description	Address (City/ Country)	Bank's share holding percentage if different voting percentage (%)	Bank's risk group share holding percentage (%)
1.	Yapı Kredi Holding BV.	Amsterdam/Hollanda	100,00	100,00
2.	Yapı Kredi Yatırım Menkul Değerler A.Ş.	İstanbul/Türkiye	99,98	100,00
3.	Yapı Kredi Faktoring A.Ş.	İstanbul/Türkiye	99,95	100,00
4.	Yapı Kredi Moscow	Moskova/Rusya		
		Federasyonu	99,84	100,00
5.	Yapı Kredi Finansal Kiralama A.O.	İstanbul/Türkiye	99,99	99,99
6.	Yapı Kredi Portföy Yönetimi A.Ş.	İstanbul/Türkiye	12,65	99,99
7.	Yapı Kredi Nederland	Amsterdam/Hollanda	67,24	100,00
8.	Yapı Kredi Azerbaycan	Bakü/Azerbaycan	99,80	100,00
9.	Enternasyonal Turizm Yatırım A.Ş.	İstanbul/Türkiye	99,96	99,99
10.	Yapı Kredi Kültür Sanat Yayıncılık Tic.ve San.A.Ş.	İstanbul/Türkiye	99,99	100,00
11.	Tasfiye Halinde Yapı Kredi B Tipi Yatırım Ortaklığı A.Ş.	İstanbul/Türkiye	95,36	95,36

The Bank bought the shares of Yapı Kredi Finansal Kiralama A.O. with a nominal total value of TL 4.465.160 (including for a share call price of full 5,02 per share) in accordance with the ongoing delisting process, and Bank's share has increased to 99,99% as a result of this process.

3. Main financial figures of the subsidiaries in order of the above table: ⁽¹⁾

No	Total assets	Shareholders' equity	Total fixed assets	Interest income	Income from marketable securities portfolio	Current period profit / loss	Prior period profit/loss	Market value ⁽²⁾	Require d equity
1.	102.465	102.327	-	-	-	(68)	(2)	152.095	-
2.	3.160.000	454.686	6.069	55.096	1.958	50.710	51.294	458.717	-
3.	1.974.112	215.263	576	72.820	-	29.151	12.647	361.163	-
4.	498.126	158.072	10.819	15.733	1.869	5.885	8.598	115.277	-
5.	5.164.729	1.222.558	10.349	159.259	-	73.129	61.974	872.600	-
6.	40.557	33.492	1.356	1.407	216	8.907	10.836	25.315	-
7.	4.596.577	778.257	2.192	112.526	6.156	29.067	22.700	231.500	-
8.	940.704	175.720	43.145	43.933	154	9.213	1.803	110.900	-
9.	38.810	25.873	3.823	801	8	466	448	-	-
10.	18.858	15.478	897	2	-	1.777	1.063	-	-
11.	49.853	49.853	2	2.603	-	2.450	680	41.481	-

(1) Consolidated financial statements are used for the financial information above.

(2) Amounts determined through valuation models.

Financial statement information disclosed above are as of June 30, 2014.

(Convenience translation of publicly announced unconsolidated financial statements originally issued in Turkish, See note I. of Section three)

Yapı ve Kredi Bankası A.Ş.

Notes to unconsolidated financial statements as of June 30, 2014 (continued)

(Unless otherwise stated amounts are expressed in thousands of Turkish Lira ("TL"))

Explanations and notes related to unconsolidated financial statements (continued)

4. Movement schedule of subsidiaries:

	Current Period	Prior Period
Balance at the beginning of the period	2.363.467	3.817.879
Movements in period	(187.309)	(1.454.412)
Purchases ⁽¹⁾	25	71.129
Free shares obtained profit from current years share	-	15.107
Dividends from current year income	-	-
Sales	-	-
Transfers	-	(1.410.080)
Revaluation increase/decrease	(187.334)	(130.568)
Impairment provision	-	-
Balance at the end of the period	2.176.158	2.363.467
Capital commitments	-	-
Share holding percentage at the end of the period (%)	-	-

(1) Yapı Kredi Finansal Kiralama A.O. has voluntarily decided to delist its shares traded in capital markets upon the completion of the necessary legal procedures and the Bank's share rose to 99,99% purchasing the shares of Yapı Kredi Finansal Kiralama A.O. through calling of these shares including the purchases as a result of made in 2014.

5. Sectoral information on financial subsidiaries and the related carrying amounts:

Financial subsidiaries	Current Period	Prior Period
Banks	465.117	397.955
Insurance companies	-	-
Factoring companies	311.000	375.349
Leasing companies	852.899	917.855
Finance companies	-	-
Other financial subsidiaries	547.142	672.308
Total financial subsidiaries	2.176.158	2.363.467

6. Subsidiaries quoted on stock exchange:

None (December 31, 2013 - None).

I. Information on joint ventures (net):

Joint ventures in unconsolidated financial statements are accounted and monitored at cost according to "Financial Instruments: Recognition and Measurement of Accounting Standard for Turkey" ("TAS 39").

Joint ventures	Bank's share	Group's share	Current assets	Non-current assets	Long term debt	Income	Expense
Yapı Kredi - Koray Gayrimenkul Yatırım Ortaklığı A.Ş.	30,45	30,45	82.278	43.264	-	25.528	(31.983)
Total	30,45	30,45	82.278	43.264	-	25.528	(31.983)

The above figures are extracted from the financial statements on at June 30, 2014.

i. Information on lease receivables (net):

None (December 31, 2013 - None).

(Convenience translation of publicly announced unconsolidated financial statements originally issued in Turkish, See note I. of Section three)

Yapı ve Kredi Bankası A.Ş.

Notes to unconsolidated financial statements as of June 30, 2014 (continued)

(Unless otherwise stated amounts are expressed in thousands of Turkish Lira ("TL"))

Explanations and notes related to unconsolidated financial statements (continued)

j. Table of hedging derivative financial assets positive difference:

	Current Period		Prior Period	
	TL	FC	TL	FC
Fair value hedge ⁽¹⁾	139.724	-	307.375	-
Cash flow hedge ⁽¹⁾	219.073	681	155.444	4.808
Foreign net investment hedge	-	-	-	-
Total	358.797	681	462.819	4.808

(1) Explained in the note XIII of Section IV.

k. Information on tangible assets:

This footnote is not prepared in compliance with the Article 25 of the communique "Financial Statements and Related Disclosures and Footnotes to be Announced to Public by Banks" for the interim period financial statements.

l. Information on intangible assets:

This footnote is not prepared in compliance with the Article 25 of the communique "Financial Statements and Related Disclosures and Footnotes to be Announced to Public by Banks" for the interim period financial statements.

m. Information on investment property:

None (December 31, 2013 - None).

n. Information on deferred tax asset:

This footnote is not prepared in compliance with the Article 25 of the communique "Financial Statements and Related Disclosures and Footnotes to be Announced to Public by Banks" for the interim period financial statements.

o. Movement schedule of assets held for resale and related to discontinued operations:

	Current Period	Prior Period
Net book value at the beginning of the period	151.396	132.195
Additions	34.032	66.521
Transfers ⁽¹⁾	-	1.410.080
Disposals (-), net ⁽¹⁾	(31.741)	(1.453.446)
Impairment provision reversal	721	934
Impairment provision (-)	(264)	(302)
Depreciation (-)	(2.467)	(4.586)
Net book value at the end of the period	151.677	151.396
Cost at the end of the period	163.937	163.378
Accumulated depreciation at the end of the period (-)	(12.260)	(11.982)
Net book value at the end of the period	151.677	151.396

(1) As of July 12, 2013, the transfer of YKS's shares is completed.

As of June 30, 2014, the Bank booked impairment provision on assets held for resale with an amount of TL 7.954 (December 31, 2013 - TL 8.411).

ö. Information on other assets:

As of June 30, 2014, other assets do not exceed 10% of the total assets.

(Convenience translation of publicly announced unconsolidated financial statements originally issued in Turkish, See note I. of Section three)

Yapı ve Kredi Bankası A.Ş.

Notes to unconsolidated financial statements as of June 30, 2014 (continued)

(Unless otherwise stated amounts are expressed in thousands of Turkish Lira ("TL"))

II. Explanations and notes related to liabilities

a. Information on deposits:

1. Information on maturity structure of deposits/collected funds:

1 (i). Current Period:

	Demand	Up to 1 month	1-3 months	3-6 months	6 months- 1 year	1 year and over	Total
Saving deposits	2.968.938	853.540	20.547.810	1.371.251	539.324	213.167	26.494.030
Foreign currency deposits	5.629.953	4.882.848	23.265.297	3.808.029	1.184.506	679.123	39.449.756
Residents in Turkey	5.459.759	4.850.864	22.738.855	1.589.079	630.087	618.614	35.887.258
Residents abroad	170.194	31.984	526.442	2.218.950	554.419	60.509	3.562.498
Public sector deposits	2.250.059	809	1.587	13	657.403	1	2.909.872
Commercial deposits	4.175.946	2.767.276	9.240.724	2.157.107	663.900	99.351	19.104.304
Other institutions deposits	89.291	59.018	2.629.562	439.404	244.396	8.711	3.470.382
Precious metals vault	559.649	68.296	63.701	29.828	24.647	208.775	954.896
Bank deposits	291.242	592.586	17.095	63.813	10.052	328.624	1.303.412
The CBRT	-	-	-	-	-	-	-
Domestic banks	1.977	589.005	-	-	6.440	328.624	926.046
Foreign banks	193.858	3.581	17.095	63.813	3.612	-	281.959
Participation banks	95.407	-	-	-	-	-	95.407
Other	-	-	-	-	-	-	-
Total	15.965.078	9.224.373	55.765.776	7.869.445	3.324.228	1.537.752	93.686.652

1 (ii). Prior Period:

	Demand	Up to 1 month	1-3 months	3-6 months	6 months- 1 year	1 year and over	Total
Saving deposits	2.767.886	900.117	18.909.197	779.262	177.904	218.014	23.752.380
Foreign currency deposits	4.705.202	4.035.687	26.375.113	3.011.008	842.762	1.544.563	40.514.335
Residents in Turkey	4.541.996	3.998.272	26.024.540	1.532.506	688.242	841.504	37.627.060
Residents abroad	163.206	37.415	350.573	1.478.502	154.520	703.059	2.887.275
Public sector deposits	715.021	206.687	151	1.778	2.387.769	30	3.311.436
Commercial deposits	4.009.631	3.277.531	5.470.728	353.024	159.709	84.801	13.355.424
Other institutions deposits	75.070	198.765	1.132.227	255.756	851.554	3.759	2.517.131
Precious metals vault	747.228	1.579	114.459	43.762	96.790	173.869	1.177.687
Bank deposits	682.782	1.352	912.763	32.740	37.795	11.802	1.679.234
The CBRT	-	-	-	-	-	-	-
Domestic banks	364.778	-	848.726	32.740	37.795	11.802	1.295.841
Foreign banks	151.542	1.352	64.037	-	-	-	216.931
Participation banks	166.462	-	-	-	-	-	166.462
Other	-	-	-	-	-	-	-
Total	13.702.820	8.621.718	52.914.638	4.477.330	4.554.283	2.036.838	86.307.627

2. Information on saving deposits insurance:

2 (i). Information on saving deposits under the guarantee of the saving deposits insurance fund and exceeding the limit of deposit insurance fund:

Saving deposits	Under the guarantee of deposit insurance		Exceeding limit of the deposit insurance	
	Current Period	Prior Period	Current Period	Prior Period
Saving deposits	13.172.564	12.632.644	13.315.412	11.119.884
Foreign currency savings deposit	3.685.477	3.392.658	12.398.280	14.092.624
Other deposits in the form of savings deposits	499.010	638.262	368.026	423.714
Foreign branches deposits under foreign authorities insurance	-	-	-	-
Off-shore banking regions deposits under foreign authorities insurance	-	-	-	-

(Convenience translation of publicly announced unconsolidated financial statements originally issued in Turkish, See note I. of Section three)

Yapı ve Kredi Bankası A.Ş.

Notes to unconsolidated financial statements as of June 30, 2014 (continued)

(Unless otherwise stated amounts are expressed in thousands of Turkish Lira ("TL"))

Explanations and notes related to unconsolidated financial statements (continued)

- 2 (ii). Saving deposits which are not under the guarantee of saving deposit insurance fund of real persons:

	Current Period		Prior Period	
Foreign branches' deposits and other accounts		6.157		6.329
Saving deposits and other accounts of controlling shareholders and deposits of their mother, father, spouse, children in care		-		-
Saving deposits and other accounts of president and members of board of directors, CEO and vice presidents and deposits of their mother, father, spouse, children in care		99.891		64.101
Saving deposits and other accounts in scope of the property holdings derived from crime defined in article 282 of Turkish criminal law no:5237 dated 26.09.2004		-		-
Saving deposits in deposit bank which is established in Turkey in order to engage in off-shore banking activities solely		-		-

b. Information on trading derivative financial liabilities:

	Current Period		Prior Period	
	TL	FC	TL	FC
Forward transactions	37.679	-	55.016	-
Swap transactions ⁽¹⁾	442.582	66.645	565.484	64.603
Futures transactions	-	-	-	-
Options	62.679	13.961	134.744	23.709
Other	-	-	-	-
Total	542.940	80.606	755.244	88.312

(1) The effects of credit default swaps are included.

c. Information on borrowings:

1. Information on borrowings:

	Current Period		Prior Period	
	TL	FC	TL	FC
The Central Bank of the Republic of Turkey borrowings	-	-	-	-
From domestic banks and institutions	232.966	317.533	259.957	338.810
From foreign banks, institutions and funds	640.407	15.042.322	827.534	15.001.607
Total	873.373	15.359.855	1.087.491	15.340.417

2. Information on maturity structure of borrowings:

	Current Period		Prior Period	
	TL	FC	TL	FC
Short-term	220.610	8.784.064	665.168	8.816.013
Medium and long-term	652.763	6.575.791	422.323	6.524.404
Total	873.373	15.359.855	1.087.491	15.340.417

(Convenience translation of publicly announced unconsolidated financial statements originally issued in Turkish, See note I. of Section three)

Yapı ve Kredi Bankası A.Ş.

Notes to unconsolidated financial statements as of June 30, 2014 (continued)

(Unless otherwise stated amounts are expressed in thousands of Turkish Lira ("TL"))

Explanations and notes related to unconsolidated financial statements (continued)

3. Information on securitization borrowings:

	Current Period		Prior Period	
	TL	FC	TL	FC
From foreign banks	-	2.180.054	-	2.576.083
From foreign institutions	-	-	-	-
From foreign funds	-	-	-	-
Total	-	2.180.054	-	2.576.083

ç. Information on marketable securities issued:

	Current Period		Prior Period	
	TL	FC	TL	FC
Bills	2.276.306	1.285.799	1.165.920	827.050
Bonds	582.553	3.695.488	493.857	3.359.933
Collateralized securities	462.718	-	462.691	-
Total	2.858.859	4.981.287	1.659.777	4.186.983

d. Information on other liabilities:

As of June 30, 2014, other liabilities do not exceed 10% of the total balance sheet commitments.

e. Information on lease payables:

1. Information on financial leasing agreements:

	Current Period		Prior Period	
	Gross	Net	Gross	Net
Less than 1 year	-	-	-	-
Between 1-4 years	125	119	792	765
More than 4 years	2	-	4	-
Total	127	119	796	765

2. Information on operational leasing agreements:

The Bank enters into operational leasing agreements annually for some of its branches and ATMs. The leases are prepaid and accounted as prepaid expenses under "Other Assets".

f. Information on hedging derivative financial liabilities:

	Current Period		Prior Period	
	TL	FC	TL	FC
Fair value hedge ⁽¹⁾	-	-	-	-
Cash flow hedge ⁽¹⁾	214.610	282.595	30.573	355.822
Foreign net investment hedge	-	-	-	-
Total	214.610	282.595	30.573	355.822

(1) Explained in Note XIII of Section IV.

(Convenience translation of publicly announced unconsolidated financial statements originally issued in Turkish, See note I. of Section three)

Yapı ve Kredi Bankası A.Ş.

Notes to unconsolidated financial statements as of June 30, 2014 (continued)

(Unless otherwise stated amounts are expressed in thousands of Turkish Lira ("TL"))

Explanations and notes related to unconsolidated financial statements (continued)

g. Information on provisions:

1. Information on general provisions:

	Current Period	Prior Period
Provisions for first group loans and receivables	1.214.197	1.163.206
<i>of which, Provision for Loans and Receivables with Extended Maturity</i>	<i>50.065</i>	<i>60.329</i>
Provisions for second group loans and receivables	168.384	102.193
<i>of which, Provision for Loans and Receivables with Extended Maturity</i>	<i>49.311</i>	<i>26.777</i>
Provisions for non cash loans	74.311	65.611
Others	145.645	139.661
Total	1.602.537	1.470.671

2. Information on reserve for employee rights:

In accordance with Turkish Labour Law, the reserve for employment termination benefits is calculated as the present value of the probable future obligation in case of the retirement of employees. TAS 19 necessitates actuarial valuation methods to calculate the liabilities of enterprises.

The following actuarial assumptions were used in the calculation of total liabilities:

	Current Period	Prior Period
Discount rate (%)	4,78	4,78
Probability of retirement rate (%)	94,59	94,59

The principal actuarial assumption is that the maximum liability will increase in line with inflation. Thus, the discount rate applied represents the expected real rate after adjusting for the effects of future inflation. As the annual ceiling is revised semi-annually, the ceiling of full TL 3.438,22 effective from July 1, 2014 (July 1, 2013: full TL 3.254,44) has been taken into consideration in calculating the reserve for employment termination benefits.

Movement of employment termination benefits liability in the balance sheet:

	Current Period	Prior Period
Prior period ending balance	108.664	119.086
Changes during the period	15.035	42.299
Recognized in equity	-	(17.512)
Paid during the period	(16.452)	(35.209)
Balance at the end of the period	107.247	108.664

In addition, the Bank has accounted for unused vacation rights provision amounting to TL 129.225 as of June 30, 2014 (December 31, 2013 - TL 108.054).

Yapı ve Kredi Bankası A.Ş.

Notes to unconsolidated financial statements as of June 30, 2014 (continued)

(Unless otherwise stated amounts are expressed in thousands of Turkish Lira ("TL"))

Explanations and notes related to unconsolidated financial statements (continued)

3. Information on provisions related with the foreign currency difference of foreign currency indexed loans:

As of June 30, 2014, the provision related to the foreign currency difference of foreign currency indexed loans amounts to TL 46.783 (December 31, 2013 - TL 691). Provisions related to the foreign currency difference of foreign currency indexed loans are netted from the loan amount in the financial statements.

4. Other provisions:

- (i) Information on other provisions:

	Current Period	Prior Period
Pension fund provision	715.647	767.131
Provisions on unindemnified non cash loans	74.506	73.790
Provisions on credit cards and promotion campaigns related to banking services	27.438	28.741
Provision on export commitment tax and funds liability	42.053	41.007
Other	89.113	184.508
Total	948.757	1.095.177

- (ii) General reserves for possible losses:

	Current Period	Prior Period
General reserves for possible losses	205.160	190.112
Total	205.160	190.112

5. Pension fund provision:

This footnote is not prepared in compliance with the Article 25 of the communiqué "Financial Statements and Related Disclosures and Footnotes to be Announced to Public by Banks" for the interim period financial statements.

ğ. Information on taxes payable:

- (i) Information on taxes payable:

	Current Period	Prior Period
Corporate Tax Payable	305.518	-
Taxation of Marketable Securities	96.929	71.659
Property Tax	2.365	2.000
Banking Insurance Transaction Tax ("BITT")	65.571	61.204
Foreign Exchange Transaction Tax	-	-
Value Added Tax Payable	3.047	6.690
Other	23.608	24.374
Total	497.038	165.927

(Convenience translation of publicly announced unconsolidated financial statements originally issued in Turkish, See note I. of Section three)

Yapı ve Kredi Bankası A.Ş.

Notes to unconsolidated financial statements as of June 30, 2014 (continued)

(Unless otherwise stated amounts are expressed in thousands of Turkish Lira ("TL"))

Explanations and notes related to unconsolidated financial statements (continued)

(ii) Information on premium payables:

	Current Period	Prior Period
Social security premiums – employee	-	-
Social security premiums – employer	-	-
Bank pension fund premiums – employee	11.213	9.751
Bank pension fund premiums – employer	11.680	10.146
Pension fund deposit and provisions – employee	-	-
Pension fund deposit and provisions – employer	-	-
Unemployment insurance – employee	800	695
Unemployment insurance – employer	1.603	1.392
Other	-	-
Total	25.296	21.984

(iii) Information on deferred tax liability:

None (December 31, 2013 - None).

h. Information on subordinated loans⁽¹⁾:

	Current Period		Prior Period	
	TL	FC	TL	FC
From domestic banks	-	-	-	-
From other domestic institutions	-	-	-	-
From foreign banks	-	6.417.652	-	6.480.981
From other foreign institutions	-	-	-	-
Total	-	6.417.652	-	6.480.981

(1) Subordinated loans are explained in detail in Note "Details on Subordinated Liabilities" of section four.

(Convenience translation of publicly announced unconsolidated financial statements originally issued in Turkish, See note I. of Section three)

Yapı ve Kredi Bankası A.Ş.

Notes to unconsolidated financial statements as of June 30, 2014 (continued)

(Unless otherwise stated amounts are expressed in thousands of Turkish Lira ("TL"))

Explanations and notes related to unconsolidated financial statements (continued)

I. Information on shareholders' equity:

1. Presentation of paid-in capital:

	Current Period	Prior Period
Common stock	4.347.051	4.347.051
Preferred stock	-	-

2. Paid-in capital amount, explanation as to whether the registered share capital system is applied and if so, amount of registered share capital ceiling:

The Bank's paid-in-capital is amounting to TL 4.347.051 and in accordance with the decision taken in the Ordinary General Assembly at April 7, 2008, the Bank has switched to the registered capital system and the registered share capital ceiling is TL 10.000.000.

3. Information on the share capital increases during the period and the sources:

None (December 31, 2013 - None).

4. Information on transfers from capital reserves to capital during the current period: None.

5. Information on capital commitments, until the end of the fiscal year and the subsequent interim period: None.

6. Information on prior period's indicators on the Bank's income, profitability and liquidity, and possible effects of these future assumptions on the Bank's equity due to uncertainties of these indicators:

The interest, liquidity, and foreign exchange risk related to on-balance sheet and off-balance sheet assets and liabilities are managed by the Bank within several risk and legal limits.

7. Privileges on the corporate stock: None.

8. Information on value increase fund of marketable securities:

	Current Period		Prior Period	
	TL	FC	TL	FC
From investments in associates, subsidiaries, and joint ventures	208.538	188.755	472.536	112.091
Valuation difference	208.538	188.755	472.536	112.091
Foreign currency difference	-	-	-	-
From fixed assets held for sale	-	-	-	-
Valuation difference	-	-	-	-
Foreign currency difference	-	-	-	-
Available for sale securities	168.096	238.778	(254.461)	155.800
Valuation differences ⁽¹⁾	168.096	238.778	(254.461)	155.800
Foreign currency differences	-	-	-	-
Total	376.634	427.533	218.075	267.891

(1) Includes tax effect related to foreign currency valuation differences.

Yapı ve Kredi Bankası A.Ş.

Notes to unconsolidated financial statements as of June 30, 2014 (continued)

(Unless otherwise stated amounts are expressed in thousands of Turkish Lira ("TL"))

III. Explanations and notes related to off-balance sheet accounts

a. Information on off balance sheet commitments:

1. The amount and type of irrevocable commitments:

	Current Period	Prior Period
Commitments on credit card limits	24.054.810	21.610.762
Loan granting commitments	7.081.780	6.394.154
Commitments for cheques	5.875.259	5.385.711
Other irrevocable commitments	20.279.459	11.657.414
Total	57.291.308	45.048.041

2. Type and amount of probable losses and obligations arising from off-balance sheet items:

Obligations arising from off-balance sheet are disclosed in "Off-balance sheet commitments". The Bank set aside general provision for its non-cash loans amounting to TL 74.311 (December 31, 2013 - TL 65.611) and specific provision amounting to TL 352.650 (December 31, 2013 - TL 334.113) for non-cash loans which are not indemnified yet amounting to TL 74.506 (December 31, 2013 - TL 73.790).

2(i). Non-cash loans including guarantees, bank acceptance loans, collaterals that are accepted as financial guarantees and other letter of credits:

	Current Period	Prior Period
Bank acceptance loans	159.970	118.686
Letter of credits	6.889.123	6.459.350
Other guarantees and collaterals	5.395.071	3.611.450
Total	12.444.164	10.189.486

2(ii). Guarantees, surety ships and other similar transactions:

	Current Period	Prior Period
Temporary letter of guarantees	1.412.471	1.275.206
Definite letter of guarantees	20.035.027	18.748.924
Advance letter of guarantees	4.845.042	4.442.137
Letter of guarantees given to customs	2.088.938	1,367.093
Other letter of guarantees	1.895.401	1.569.589
Total	30.276.879	27.402.949

3(i) Total amount of non-cash loans:

	Current Period	Prior Period
Non-cash loans given against cash loans	1.673.554	1,320.733
With original maturity of 1 year or less than 1 year	257.425	111.652
With original maturity of more than 1 year	1,416.129	1,209.081
Other non-cash loans	41.047.489	36,271.702
Total	42.721.043	37,592.435

Yapı ve Kredi Bankası A.Ş.

Notes to unconsolidated financial statements as of June 30, 2014 (continued)

(Unless otherwise stated amounts are expressed in thousands of Turkish Lira ("TL"))

Explanations and notes related to unconsolidated financial statements (continued)

3(ii) Information on sectoral concentration of non-cash loans:

This footnote is not prepared in compliance with the Article 25 of the communiqué "Financial Statements and Related Disclosures and Footnotes to be Announced to Public by Banks" for the interim period financial statements.

3(iii) Information on non-cash loans classified in Group I. and Group II:

This footnote is not prepared in compliance with the Article 25 of the communiqué "Financial Statements and Related Disclosures and Footnotes to be Announced to Public by Banks" for the interim period financial statements.

3(iv) Maturity distribution of non cash loans:

This footnote is not prepared in compliance with the Article 25 of the communiqué "Financial Statements and Related Disclosures and Footnotes to be Announced to Public by Banks" for the interim period financial statements.

b. Information on derivative financial instruments:

This footnote is not prepared in compliance with the Article 25 of the communiqué "Financial Statements and Related Disclosures and Footnotes to be Announced to Public by Banks" for the interim period financial statements.

c. Information on credit derivatives and risk exposures:

This footnote is not prepared in compliance with the Article 25 of the communiqué "Financial Statements and Related Disclosures and Footnotes to be Announced to Public by Banks" for the interim period financial statements.

ç. Information on contingent liabilities and assets:

The Bank has recorded a provision of TL 57.424 (December 31, 2013 - TL 50.927) for litigation and has accounted for it in the accompanying financial statements under the "Other Provisions" account. Except for the claims where provisions are recorded, management considers as remote the probability of a negative result in ongoing litigations and therefore does not foresee cash outflow for such claims.

d. Information on services in the name and account of others:

This footnote is not prepared in compliance with the Article 25 of the communiqué "Financial Statements and Related Disclosures and Footnotes to be Announced to Public by Banks" for the interim period financial statements.

(Convenience translation of publicly announced unconsolidated financial statements originally issued in Turkish, See note I. of Section three)

Yapı ve Kredi Bankası A.Ş.

Notes to unconsolidated financial statements as of June 30, 2014 (continued)

(Unless otherwise stated amounts are expressed in thousands of Turkish Lira ("TL"))

Explanations and notes related to unconsolidated financial statements (continued)

IV. Explanations and notes related to income statement:

a. Information on interest income:

1. Information on interest income on loans:

	Current Period		Prior Period	
	TL	FC	TL	FC
Short-term loans ⁽¹⁾	1.895.028	75.360	1.682.917	72.344
Medium/long-term loans ⁽¹⁾	1.700.478	708.601	1.431.769	525.059
Interest on loans under follow-up	52.008	208	50.000	2.055
Premiums received from resource utilization support fund	-	-	-	-
Total	3.647.514	784.169	3.164.686	599.458

(1) Includes fees and commissions received for cash loans.

2. Information on interest income on banks:

	Current Period		Prior Period	
	TL	FC	TL	FC
From the CBRT	-	-	-	-
From domestic banks	32.830	166	6.667	317
From foreign banks	2.812	3.804	1.712	3.360
Headquarters and branches abroad	-	-	-	-
Total	35.642	3.970	8.379	3.677

3. Information on interest income on marketable securities:

	Current Period		Prior Period	
	TL	FC	TL	FC
From trading financial assets	685	783	4.735	1.807
From financial assets at fair value through profit or loss	-	-	-	-
From available-for-sale financial assets	590.734	101.581	318.805	195.051
From held-to-maturity investments	138.131	92.858	124.249	67.892
Total	729.550	195.222	447.789	264.750

4. Information on interest income received from associates and subsidiaries:

	Current Period	Prior Period
Interest received from associates and subsidiaries	13.446	9.981

(Convenience translation of publicly announced unconsolidated financial statements originally issued in Turkish, See note I. of Section three)

Yapı ve Kredi Bankası A.Ş.

Notes to unconsolidated financial statements as of June 30, 2014 (continued)

(Unless otherwise stated amounts are expressed in thousands of Turkish Lira ("TL"))

Explanations and notes related to unconsolidated financial statements (continued)

b. Information on interest expense:

1. Information on interest expense on borrowings:

	Current Period		Prior Period	
	TL	FC	TL	FC
Banks	40.407	305.474	27.744	327.504
The CBRT	-	-	-	-
Domestic banks	6.934	3.874	6.116	5.295
Foreign banks	33.473	301.600	21.628	322.209
Headquarters and branches abroad	-	-	-	-
Other institutions	-	94	-	-
Total ⁽¹⁾	40.407	305.568	27.744	327.504

(1) Includes fees and commissions related to borrowings.

2. Information on interest expense to associates and subsidiaries:

	Current Period	Prior Period
Interest paid to associates and subsidiaries	34.341	29.068

3. Information on interest expense to marketable securities issued:

	Current Period		Prior Period	
	TL	FC	TL	FC
Interest expense to marketable securities issued	105.581	99.629	55.639	49.759
Total	105.581	99.629	55.639	49.759

4. Maturity structure of the interest expense on deposits:

Account name	Demand deposit	Time deposit					Accumulating deposit	Total	Prior period
		Up to 1 month	Up to 3 months	Up to 6 months	Up to 1 year	More than 1 year			
TL									
Bank deposits	150	3.012	-	80	1.749	-	-	4.991	3.130
Saving deposits	-	31.558	920.270	36.039	17.285	6.643	-	1.011.795	730.691
Public sector deposits	-	13	1.359	34	21	-	-	1.427	723
Commercial deposits	16	118.760	351.308	45.363	14.257	3.220	-	532.924	444.646
Other deposits	-	3.510	98.709	22.742	94.926	198	-	220.085	154.726
Deposits with 7 days notification	-	-	-	-	-	-	-	-	-
Total	166	156.853	1.371.646	104.258	128.238	10.061	-	1.771.222	1.333.916
FC									
Foreign currency deposits	59	85.008	332.031	19.205	11.696	11.852	-	459.851	264.144
Bank deposits	44	64	410	-	3	617	-	1.138	360
Deposits with 7 days notification	-	-	-	-	-	-	-	-	-
Precious metal vault	-	268	713	84	149	17	-	1.231	1.276
Total	103	85.340	333.154	19.289	11.848	12.486	-	462.220	265.780
Grand total	269	242.193	1.704.800	123.547	140.086	22.547	-	2.233.442	1.599.696

Yapı ve Kredi Bankası A.Ş.

Notes to unconsolidated financial statements as of June 30, 2014 (continued)

(Unless otherwise stated amounts are expressed in thousands of Turkish Lira ("TL"))

Explanations and notes related to unconsolidated financial statements (continued)

c. Information on dividend income:

This footnote is not prepared in compliance with the Article 25 of the communique "Financial Statements and Related Disclosures and Footnotes to be Announced to Public by Banks" for the interim period financial statements.

ç. Information on trading gain/loss (net):

	Current Period	Prior Period
Gain	14.873.479	18.066.667
Gain from capital market transactions	105.893	297.793
Derivative financial transaction gains	4.924.817	6.239.579
Foreign exchange gains	9.842.769	11.529.295
Loss(-)	(15.266.252)	(18.037.398)
Loss from capital market transactions	(18.239)	(37.223)
Derivative financial transaction losses	(5.760.310)	(5.794.034)
Foreign exchange loss	(9.487.703)	(12.206.141)
Net gain/loss	(392.773)	29.269

d. Information on gain/loss from derivative financial transactions:

The amount of net loss from derivative financial transactions related to exchange rate changes is TL 267.091 income (June 30, 2013 – TL 714.698 income).

e. Information on other operating income:

Other operating income mainly results from collections from provisions recorded as expense, release of provisions and sale of fixed assets.

f. Provision for impairment of loans and other receivables:

	Current Period	Prior Period
Specific provisions for loans and other receivables	632.297	497.397
III. Group loans and receivables	30.533	4.695
IV. Group loans and receivables	120.392	65.630
V. Group loans and receivables	481.372	427.072
General provision expenses	178.702	97.084
Provision expense for possible risks	15.048	14.878
Marketable securities impairment expenses ⁽¹⁾	23.837	24.336
Financial assets at fair value through profit or loss	311	884
Available-for-sale financial assets	23.526	23.452
Impairment of investments in associates, subsidiaries and held-to-maturity securities	17.862	14.421
Investments in associates	-	-
Subsidiaries	-	-
Joint ventures	-	-
Held-to-maturity investments ⁽¹⁾	17.862	14.421
Other	1.170	37.690
Total	868.916	685.806

(1) Includes amortisation of the premiums paid during the purchase of the securities throughout the maturity of the securities and the impairment provisions, if any.

(Convenience translation of publicly announced unconsolidated financial statements originally issued in Turkish, See note I. of Section three)

Yapı ve Kredi Bankası A.Ş.

Notes to unconsolidated financial statements as of June 30, 2014 (continued)

(Unless otherwise stated amounts are expressed in thousands of Turkish Lira ("TL"))

Explanations and notes related to unconsolidated financial statements (continued)

g. Information related to other operating expenses:

	Current Period	Prior Period
Personnel expenses	751.618	650.342
Reserve for employee termination benefits	-	1.919
Provision expense for pension fund	-	24.885
Impairment expenses of property and equipment	-	-
Depreciation expenses of property and equipment	75.035	78.821
Impairment expenses of intangible assets	-	-
Goodwill impairment expenses	-	-
Amortisation expenses of intangible assets	49.121	35.809
Impairment expenses of equity participations for which equity method applied	-	-
Impairment expenses of assets held for resale	264	125
Depreciation expenses of assets held for resale	2.467	2.226
Impairment expenses of fixed assets held for sale and assets related to discontinued operations	-	-
Other operating expenses	610.907	516.325
Operational lease expenses	95.574	80.874
Repair and maintenance expenses	23.640	24.964
Advertising expenses	59.544	49.753
Other expense	432.149	360.734
Loss on sales of assets	99	144
Other	353.613	302.001
Total	1.843.124	1.612.597

ğ. Information on profit/loss before taxes from continuing operations and discontinued operations:

This footnote is not prepared in compliance with the Article 25 of the communique "Financial Statements and Related Disclosures and Footnotes to be Announced to Public by Banks" for the interim period financial statements.

h. Provision for taxes on income from continuing operations and discontinued operations:

As of June 30, 2014, the Bank has TL 504.329 (June 30, 2013 – TL 133.852) tax expense from continued operations and deferred tax income from continued operations amounting to TL 259.137 (June 30, 2013 – TL 158.425 expense).

i. Information on net income/loss for the period:

1. The characteristics, dimension and recurrence of income or expense items arising from ordinary banking transactions do not require any additional explanation to understand the Bank's current period performance.
2. Information on any change in the accounting estimates concerning the current period or future periods: None.

i. Other items in income statement:

"Other fees and commissions received" in income statement mainly includes commissions and fees from credit cards and banking transactions.

(Convenience translation of publicly announced unconsolidated financial statements originally issued in Turkish, See note I. of Section three)

Yapı ve Kredi Bankası A.Ş.

Notes to unconsolidated financial statements as of June 30, 2014 (continued)

(Unless otherwise stated amounts are expressed in thousands of Turkish Lira ("TL"))

Explanations and notes related to unconsolidated financial statements (continued)

V. Explanations and notes related to statement of changes in shareholders' equity

This footnote is not prepared in compliance with the Article 25 of the communiqué "Financial Statements and Related Disclosures and Footnotes to be Announced to Public by Banks" for the interim period financial statements.

VI. Explanations and notes related to statement of cash flows

This footnote is not prepared in compliance with the Article 25 of the communiqué "Financial Statements and Related Disclosures and Footnotes to be Announced to Public by Banks" for the interim period financial statements.

VII. Explanations and notes related to the Bank's risk group

a. The volume of transactions relating to the Bank's risk group, outstanding loan and deposit transactions and profit and loss of the period:

1. Current Period:

Bank's risk group ^{(1), (2)}	Associates, subsidiaries and joint ventures		Direct and indirect shareholders of the Bank		Other real and legal persons that have been included in the risk group	
	Cash	Non-cash	Cash	Non-cash	Cash	Non-cash
Loans and other receivables						
Balance at the beginning of the period	109.348	497.720	52.615	450.294	806.128	1.048.902
Balance at the end of the period	147.279	569.123	56.899	525.988	1.239.806	2.315.878
Interest and commission income received	13.446	1.177	1.673	2.006	40.747	5.830

(1) Defined in subsection 2 of the 49th article of the Banking Act No.5411.

(2) The information in table above includes loans and due from banks as well as marketable securities.

Prior Period:

Bank's risk group ^{(1), (2)}	Associates, subsidiaries and joint ventures		Direct and indirect shareholders of the Bank		Other real and legal persons that have been included in the risk group	
	Cash	Non-cash	Cash	Non-cash	Cash	Non-cash
Loans and other receivables						
Balance at the beginning of the period	203.903	151.354	15.430	403.915	706.576	936.967
Balance at the end of the period	109.348	497.720	52.615	450.294	806.128	1.048.902
Interest and commission income received ⁽³⁾	9.981	1.091	1.964	1.040	27.716	5.480

(1) Defined in subsection 2 of the 49th article of the Banking Act No.5411.

(2) The information in table above includes marketable securities and due from banks as well as loans.

(3) Represent profit / loss figures for the 6 months period ended June 30, 2013.

2. Information on deposits of the Bank's risk group:

Bank's risk group ^{(1), (2)}	Associates, subsidiaries and joint ventures		Direct and indirect shareholders of the Bank		Other real and legal persons that have been included in the risk group	
	Current Period	Prior Period	Current Period	Prior Period	Current Period	Prior Period
Deposit						
Beginning of the period	2.443.971	770.943	11.261.140	5.838.878	6.391.249	8.016.750
End of the period	2.408.870	2.443.971	11.719.661	11.261.140	5.242.472	6.391.249
Interest expense on deposits ⁽³⁾	34.341	29.068	196.246	172.517	123.917	150.702

(1) Defined in subsection 2 of the 49th article of the Banking Act No. 5411.

(2) The information in table above includes borrowings, marketable securities issued and repo transactions as well as deposits.

(3) Prior period columns represent profit / loss figures for the 3 months period ended June 30, 2013.

(Convenience translation of publicly announced unconsolidated financial statements originally issued in Turkish, See note I. of Section three)

Yapı ve Kredi Bankası A.Ş.

Notes to unconsolidated financial statements as of June 30, 2014 (continued)

(Unless otherwise stated amounts are expressed in thousands of Turkish Lira ("TL"))

Explanations and notes related to unconsolidated financial statements (continued)

3. Information on forward and option agreements and other derivative instruments with the Bank's risk group:

Bank's risk group ⁽¹⁾	Associates, subsidiaries and joint ventures		Direct and indirect shareholders of the Bank		Other real and legal persons that have been included in the risk group	
	Current Period	Prior Period	Current Period	Prior Period	Current Period	Prior Period
Transactions at fair value through profit or loss⁽²⁾						
Beginning of the period ⁽³⁾	5.973.118	1.403.949	460.395	300.627	659.635	273.177
End of the period ⁽³⁾	3.077.917	1.647.234	508.019	403.609	1.011.465	568.557
Total profit / (loss)⁽⁴⁾	7.848	19.984	5.208	(30)	(40.070)	2.422
Transactions for hedging purposes⁽²⁾						
Beginning of the period ⁽³⁾	-	-	-	-	-	-
End of the period ⁽³⁾	-	-	-	-	-	-
Total profit / (loss)⁽⁴⁾	-	-	-	-	-	-

(1) Defined in subsection 2 of the 49th article of the Banking Act No. 5411.

(2) The Bank's derivative instruments are classified as "at Fair Value Through Profit or Loss" or "for Hedging Purposes" according to TAS 39.

(3) The balances at the beginning and end of the periods are disclosed as the total of buy and sell amounts of derivative financial instruments.

(4) Prior period columns represent profit / loss figures for the 6 months period ended June 30, 2013.

b. Information regarding benefits provided to the Bank's top management:

Salaries and benefits paid to the Bank's top management amount to TL 22.949 as of June 30, 2014 (June 30, 2013 – TL 20.659).

VIII. Explanations and notes related to the domestic, foreign, off-shore branches or associates and foreign representatives of the Bank:

This footnote is not prepared in compliance with the Article 25 of the communiqué "Financial Statements and Related Disclosures and Footnotes to be Announced to Public by Banks" for the interim period financial statements.

IX. Explanations and notes related to subsequent events:

The extraordinary General Assembly of Tasfiye Halinde Yapı Kredi B Tipi Yatırım Ortaklığı A.Ş. ("YKYO") was held at July 8, 2014 related with the end of the liquidation period of YKYO. In the extraordinary General Assembly it was decided to finalize the liquidation process and to pay the remaining liquidation liabilities to the shareholders. In addition, it was decided to remove the official name and information and registry record of the YKYO from the trade registry records and other governmental agencies.

(Convenience translation of publicly announced unconsolidated financial statements originally issued in Turkish, See note I. of Section three)

Yapı ve Kredi Bankası A.Ş.

Notes to unconsolidated financial statements at June 30, 2014 (continued)

(Unless otherwise stated amounts are expressed in thousands of Turkish Lira ("TL"))

Section Six

Explanations on independent review report

I. Explanations on independent auditor's review report

The unconsolidated financial statements for the period ended June 30, 2014 have been reviewed by Güney Bağımsız Denetim ve Serbest Muhasebeci Mali Müşavirlik A.Ş. (A member firm of Ernst & Young Global Limited). The independent auditor's review report dated July 24, 2014 is presented preceding the unconsolidated financial statements.

II. Explanations and notes prepared by independent auditor

None.